

General catalogue

2023

Cerniere invisibili e ferramenta per l'architettura e l'arredo
Architectural concealed hinges and hardware for furnishing
Bisagras ocultas y ferreteria para el arquitectura y mobiliario

100% made in Italy



Distinctively invisible



L'accumulo di esperienza diventa una crescita di cultura, inclusa quella cultura materiale che è la storia degli artefatti di un popolo, di una nazione. È l'allenamento storico-culturale al gusto e alla qualità che rende il "Made in Italy" una marca così altamente distinguibile.

Ceam si migliora costantemente da oltre 60 anni, nel distretto dell'arredamento più apprezzato al mondo, per portare in tutti i continenti un prodotto esclusivamente "Made in Italy" sinonimo di design, affidabilità e qualità.


The accumulation of experiences becomes a cultural rising, including that material culture which is the history of the artefacts of a nation.

It is the historical-cultural training to the excellence and quality that makes "Made in Italy" a worldwide highly recognizable brand. Ceam is constantly improving since 1962, in the most appreciated furniture industrial district in the world, to bring in all five continents a product exclusively "Made in Italy", synonymous of design, quality and reliability.

La acumulación de experiencias se convierte en un crecimiento cultural, incluida aquella cultura material que es la historia de los artefactos de una nación.

Es el entrenamiento histórico-cultural a la excelencia y a la calidad que hace el "Made in Italy" una marca muy reconocible en todo el mundo. Ceam se mejora constantemente desde el 1962, en el más apreciado distrito industrial de muebles en el mundo, para llevar en los cinco continentes, un producto exclusivamente "Made in Italy" sinónimo de diseño, calidad y fiabilidad.





Company

Ceam Amadeo Spa nasce nel 1962 grazie all'intraprendente curiosità di Celesteantonio Amadeo che, sfrattando la mucca dalla stalla di famiglia, vi pone il primo macchinario per la produzione di manufatti metallici, dando vita ad un anello fondamentale della catena che forma il noto distretto artigianale del mobile della Lombardia.

Seguendo le tendenze del mercato, dapprima italiano, poi europeo ed oggi mondiale, Ceam è cresciuta anno dopo anno specializzandosi nella produzione di cerniere invisibili per mobili, tavoli, e serramenti, oltre ad altri componenti metallici per la costruzione di arredi.

Giunti oggi alla seconda generazione, sono l'entusiasmo di Marina e l'equilibrio di Davide che spingono l'azienda nel suo naturale percorso di crescita.

Attento alle novità pur mantenendo vive le tradizioni, il management è in costante relazione con i clienti per i quali Ceam è un affidabile ed innovativo punto di riferimento. Fiore all'occhiello della produzione è la serie di cerniere regolabili S.T.A.R.S. (sistema a tre assi regolabili singolarmente) che porta nei primi anni 2000 un'importante innovazione estetica e tecnologica nel mondo della porta.

Ceam Amadeo Spa was born in 1962, thanks to the pushing curiosity of Celesteantonio Amadeo who, throwing out the cow from the family stable, placed the first machine for metallic manufactures, creating a vital link in the chain that forms the classy furniture industrial district of Lombardy.

Following market trends, first Italian, then European and later worldwide, Ceam has grown year after year specializing in the production of concealed hinges for cabinets, tables, doors, besides other metallic components for furniture making.

Today the second generation, the enthusiasm of Marina and the balance of Davide, drive the business in a natural growth path. They take care to the news keeping the traditions alive in constant relationship with customers that consider Ceam a reliable and innovative reference point. Flagship is the adjustable hinges series called S.T.A.R.S. (sistema a tre assi regolabili singolarmente) which, in the early 2000s, took an important aesthetic and technological innovation in the door industry.

Ceam Amadeo Spa nace en el 1962, gracias a la gran curiosidad de Celesteantonio Amadeo, desalojando a la vaca del establo de familia, pone la primera máquina para la fabricación de productos de metal, creando un enlace vital en la cadena que forma el conocido distrito industrial de muebles de Lombardia.

Siguiendo las tendencias del mercado, en el comienzo italiano, a continuación europeo y hoy mundial, Ceam ha ido creciendo año tras año, especializándose en la producción de bisagras ocultas para mesas, puertas y ventanas, así como otros componentes metálicos para la construcción de muebles.

Llegando la segunda generación, son el entusiasmo de Marina y el equilibrio de Davide que impulsan la empresa la vía de crecimiento natural. Atentos a las novedades, manteniendo vivas las tradiciones, están en relación constante con los clientes para los que Ceam es un punto de referencia fiable e innovador.

Emblema de la producción es la serie de bisagras ajustables S.T.A.R.S. (Sistema con tres ejes ajustables individualmente), que conduce a principios de 2000 unas importantes innovaciones estéticas y tecnológicas en el mundo de la puerta.




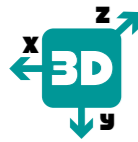


La cerniera deve essere meccanicamente affidabile e conforme per permettere il movimento sicuro della porta durante tutta la sua funzione. La funzionalità deve essere garantita nel lunghissimo periodo e ben oltre le garanzie standard. A questo scopo è all'interno della pianta industriale di Cermenate, Como, che vengono espletate tutte le fasi del processo produttivo di Ceam: dalla progettazione, alla messa a punto degli attrezzisti, passando per lo stampaggio, la trancitura e le torniture dei migliori materiali, per finire con il montaggio automatizzato e la logistica.

The hinge must be mechanically reliable and suitable to allow the safe movement of the door during its entire function. The functionality must be guaranteed in the long term, well beyond the normal warranty standard. For this purpose, it's all inside the industrial plant Cermenate, Como, where are carried out all stages of Ceam's production process: from design, tool making, through moulding, cuttings and turnings of the best materials, ending with the automatic assembly and logistic department.

La bisagra debe ser mecánicamente fiable y adapta para permitir el movimiento seguro de la puerta durante la totalidad de su función. La funcionalidad se debe garantizar en el largo plazo, mucho más allá de las normales leyes de garantía. Para este propósito, es adentro de la planta industrial de Cermenate, Como, que se lleva a cabo todas las etapas del proceso de producción de Ceam: desde el diseño, al desarrollo de las matrices, a través de moldeos, cortes y torneados de los mejores materiales, para terminar con el montaje automático y el departamento logístico.





Cerniere invisibili con regolazioni su tre assi
Invisible hinges with three axes adjustments
Bisagras ocultas con ajustes en tres ejes



Cod. **1432**
mm. 230 x 32
Pag. 18



Cod. **1432W**
mm. 230 x 32
Pag. 20



Cod. **1431**
mm. 180 x 32
Pag. 22



Cod. **1418**
mm. 150 x 30
Pag. 24



Cod. **1430**
mm. 128 x 22
Pag. 26



Cod. **1430WB**
mm. 128 x 22/32
Pag. 28



Cod. **1429**
mm. 128 x 22
Pag. 30



Cod. **929**
mm. 76 x 14
Pag. 32



Cod. **1131s**
mm. 160 x 32
Pag. 36



Cod. **1230s**
mm. 130 x 30
Pag. 38



Cod. **1130 inox**
mm. 134 x 24
Pag. 40




Cod. **1130s**
mm. 134 x 24
Pag. 42



Cod. **1235s**
mm. 130 x 30
Pag. 44



Cod. **1129**
mm. 100 x 22
Pag. 46



Cod. **1229**
mm. 100 x 22
Pag. 48



S.T.A.R.S.



Cerniere invisibili con regolazioni su due assi
Invisible hinges with two axes adjustments
Bisagras ocultas con ajustes en dos ejes



Cod. **1080 glass**
mm. 134 x 24
Pag. 70



Cod. **1332s**
mm. 130 x 30
Pag. 72



Cod. **930+800**
mm. 121,9 x 21,7
Pag. 74



Cod. **830+800**
mm. 121,9 x 21,7
Pag. 76



Cod. **829+804**
mm. 91,8 x 17,7
Pag. 78



Cerniere invisibili
Invisible hinges
Bisagras ocultas



Cod. **832s**
mm. 130 x 30
Pag. 82



Cod. **831**
mm. 116,5 x 25,8
Pag. 84



Cod. **731**
mm. 116,5 x 25,8
Pag. 86



Cod. **930**
mm. 95,6 x 19,6
Pag. 88



Cod. **830**
mm. 95,6 x 19,6
Pag. 90



Cod. **829**
mm. 69,8 x 15,9
Pag. 92



Cod. **2015**
mm. 89 x 25
Pag. 94

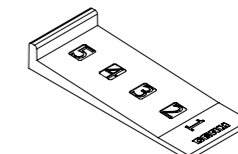


Cod. **2010**
mm. 89 x 25
Pag. 96

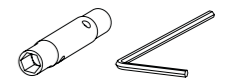
Accessori
Accessories
Accesorios



Pag. 62



Pag. 61



Pag. 61



Pag. 61



Pag. 60

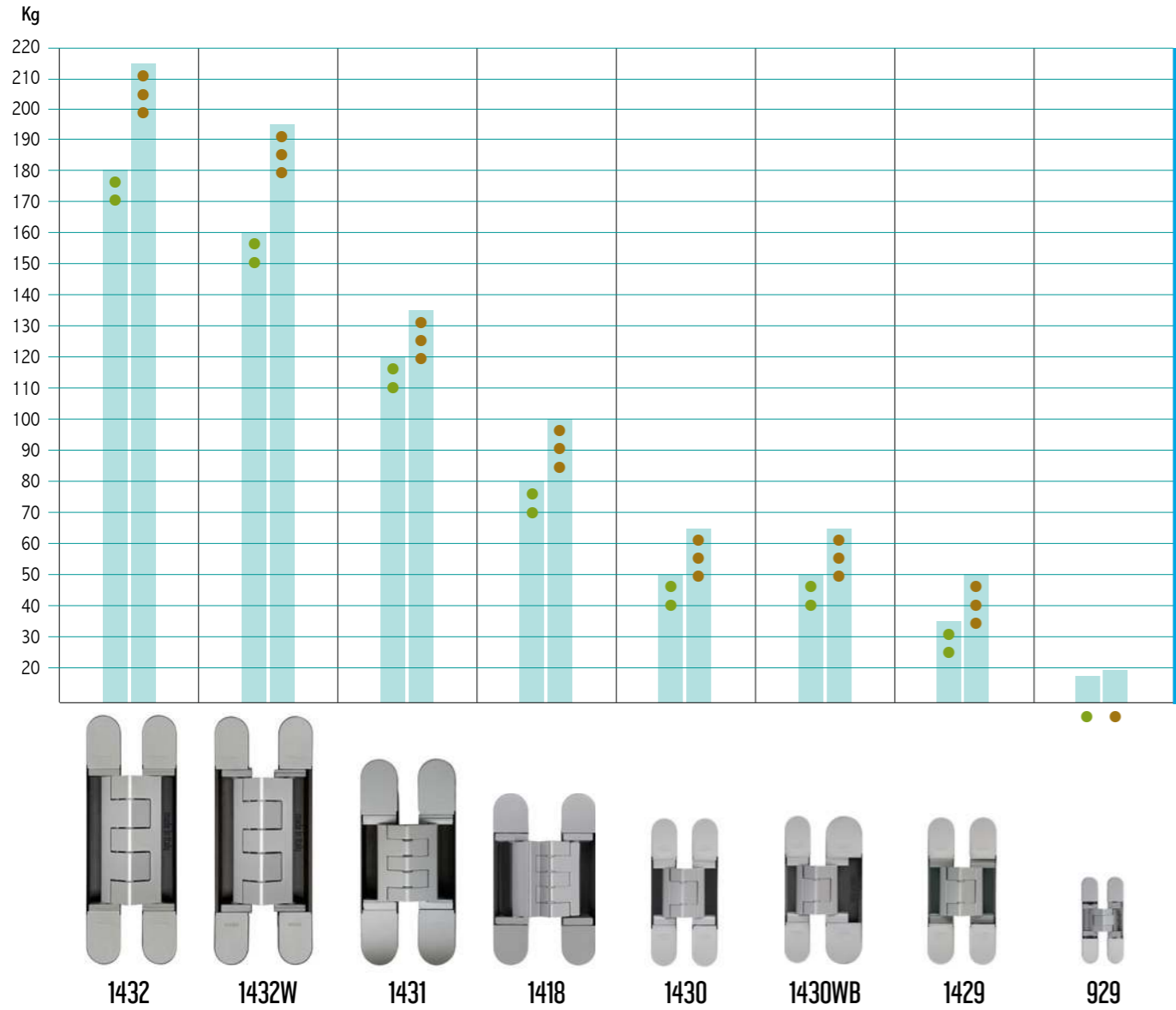


Pag. 60



Pag. 61

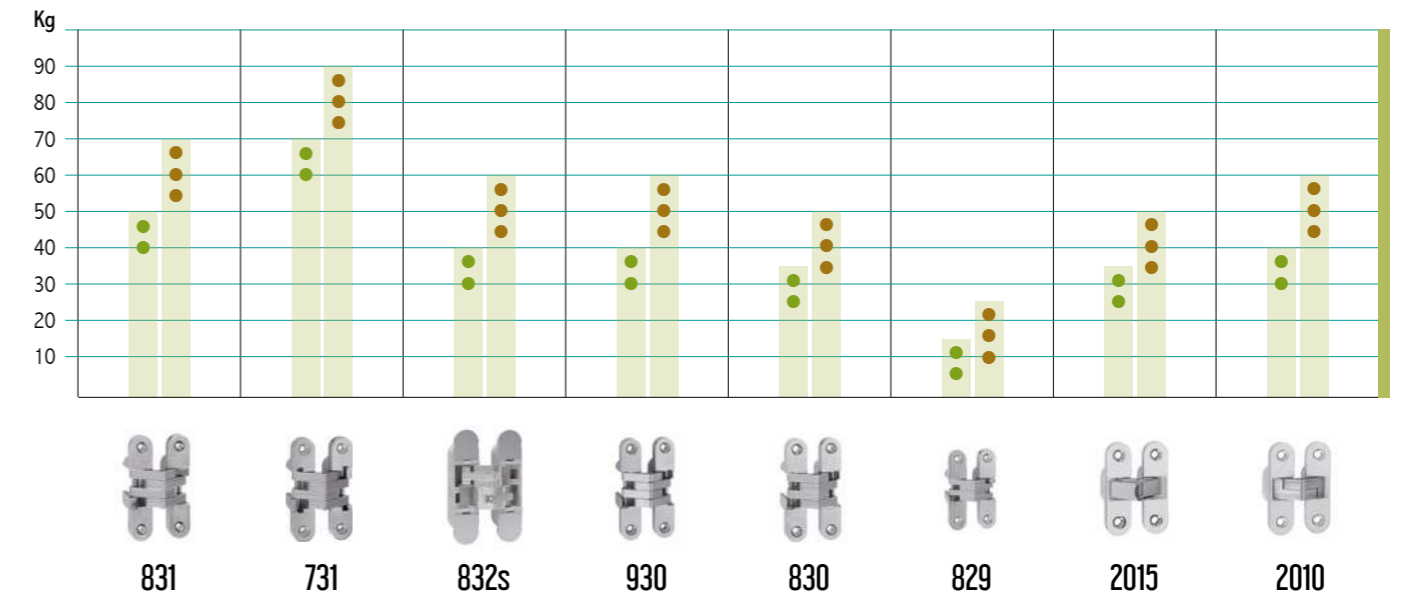
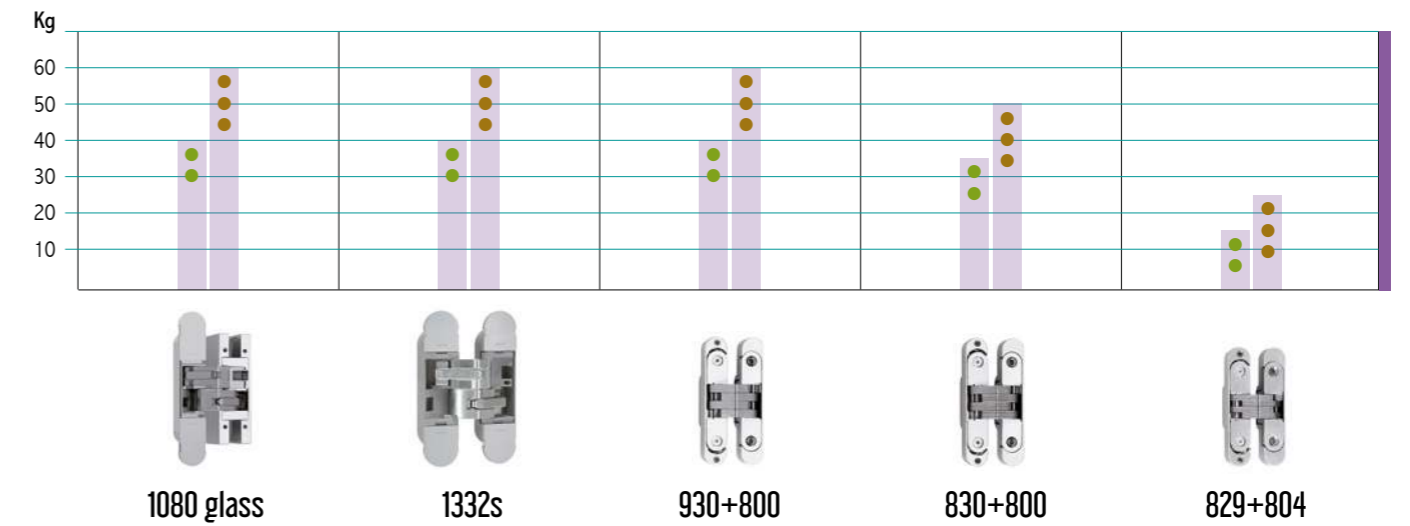
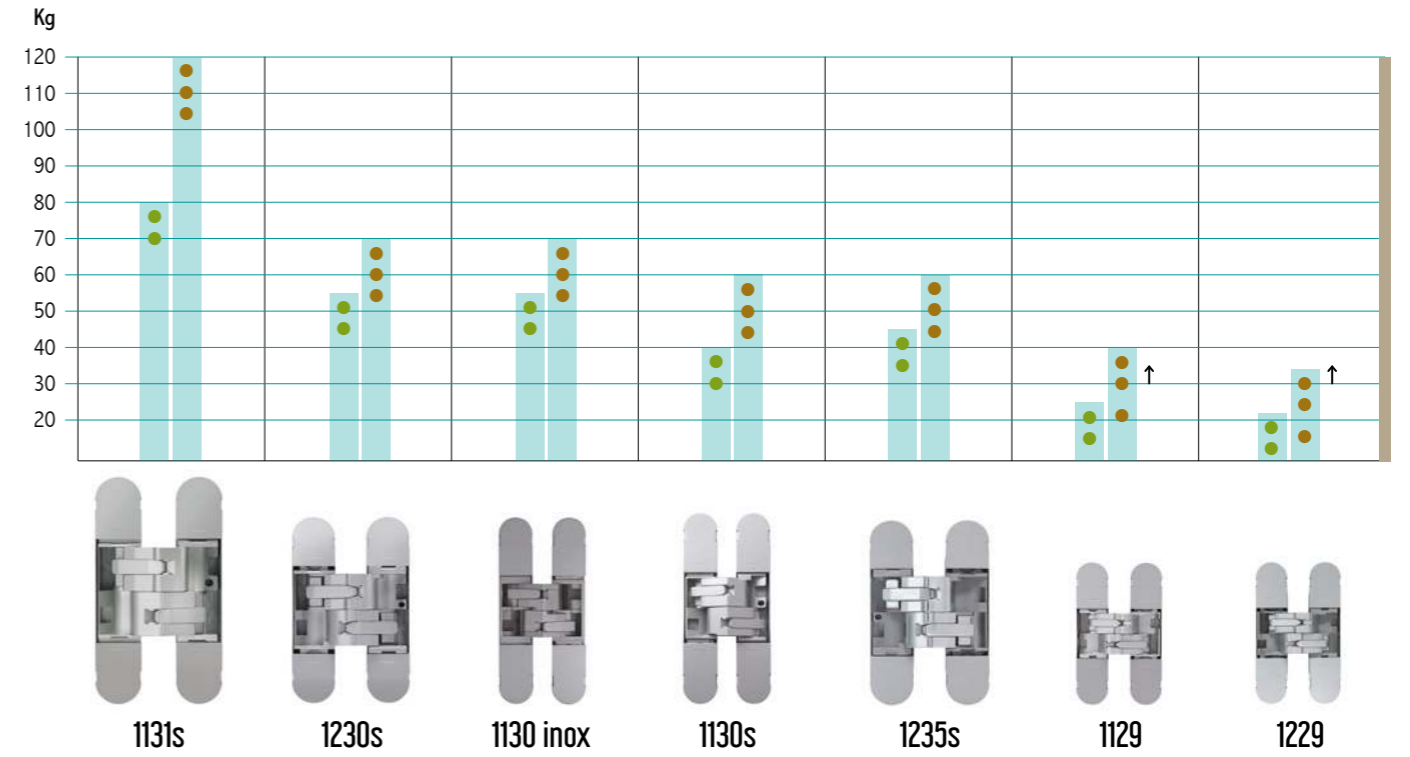
Tabella di portata cerniere per porte - Panoramica
 Door hinges load capacity chart - Overview
 Capacidad de carga de bisagras para puertas - Resumen



LEGENDA - LEGEND - LEYENDA



I valori di portata indicati si riferiscono a parametri di confronto stabiliti da Ceam su porte di dimensioni standard 2100x900. Per approfondimenti, consultare le singole schede articolo.
 The load capacity chart values refer to comparison parameters selected by Ceam on a standard door 2100x900. For more details, please see the single data sheets.
 Los valores de capacidad de carga de la tabla se refieren a parametros de comparación establecidos por Ceam, en puerta de dimensiones estandar 2100x9000. Para más informaciones, consultar las fichas técnicas individuales.



3D hinges: Key features



ARCHITECTURAL APPEAL

Cerniere invisibili dal design minimale e curate elegantemente con 12 finiture galvaniche.

Concealed hinges elegantly designed and finished in 12 stunning galvanic colours.

Bisagras ocultas con design minimalista y finemente acabadas en 12 preciosos colores galvanicos.



ENGINEERING

Pensate e realizzate in 4 diversi materiali Zama, acciaio inox, alluminio e Fibra di vetro, tutte le cerniere Ceam sono simmetriche e studiate per risolvere le sfide della costruzione moderna.

Manufactured in 4 different materials: zinc-alloy, stainless steel, aluminium and Fiberglass, all Ceam hinges are symmetrical and engineered to solve the new challenges of the modern buildings.

Diseñadas y fabricadas en 4 materiales diferentes Zamak, acero inoxidable, aluminio y fibra de vidrio, todas las bisagras Ceam son simétricas y están pensadas para resolver los desafíos de la construcción moderna.



ADJUSTABLE

Fluida apertura a 180° e regolabili in 3 dimensioni: altezza, larghezza e profondità.

Fluid 180° opening and adjustable in 3 dimensions: height, width and depth.

Fluida abertura a 180° y ajustables en 3 dimensiones: altura, anchura y profundidad.



MINIMAL

Poco invasive e dunque versatili, le cerniere Ceam lasciano spazio alla fantasia del cliente.

Possono essere installate su telai in legno, alluminio e in acciaio. Spessore minimo cerniera 18 mm "Best in Class".

Minimally invasive, symmetric therefore versatile, all Ceam hinges leave room to client's imagination.

They can be installed on wooden, aluminium or steel profiles. Minimum hinge depth 18 mm "Best in Class".

Poco invasivas y, por tanto, versátiles, las bisagras Ceam dejan espacio a la imaginación del cliente.

Se pueden instalar en marcos de madera, aluminio y acero. Espesor mínimo de la bisagra 18 mm "Best in Class".



UP TO 215 KG

Sicure, solide ed affidabili: testate per resistere a 200.000 cicli e anche adatte a porte tagliafuoco.

Safe, solid, reliable: our hinges are tested to last for 200.000 cycles and now also on Fire rated doors.

Seguras, sólidas y confiables: ensayadas para pasar 200,000 ciclos de apertura y también adecuadas para puertas cortafuego.



EASY-INSTALLATION

Easy installation: la parte anta e la parte telaio possono essere assemblate separatamente in produzione ed unite in fase di posa.

Easy installation: the door part and the frame part can be assembled separately in production and united on-site.

Fácil instalación: la parte de la puerta y la parte del marco se pueden montar por separado en la producción y unidos durante la colocación.



100% MADE IN ITALY

Dal 1962, ci specializziamo con dedizione alla manifattura di cerniere invisibili.

From 1962, we specialize with dedication, in manufacturing concealed hinges.

Desde 1962, nos especializamos con dedicación en la fabricación de bisagras ocultas



ULTRA CERTIFICATE

Azienda Iso 9001-2015 - Cerniere testate secondo le normative Europee di sicurezza CE, e adatte per porte tagliafuoco fino a EI120'.

Company ISO 9001-2015; hinges tested according to safety European norms CE, also suitable for Fire rated doors up to EI120'.

Empresa ISO 9001-2015 - bisagras ensayadas según normas Europeas de seguridad CE, aptas para Puertas Cortafuego hasta EI120'.

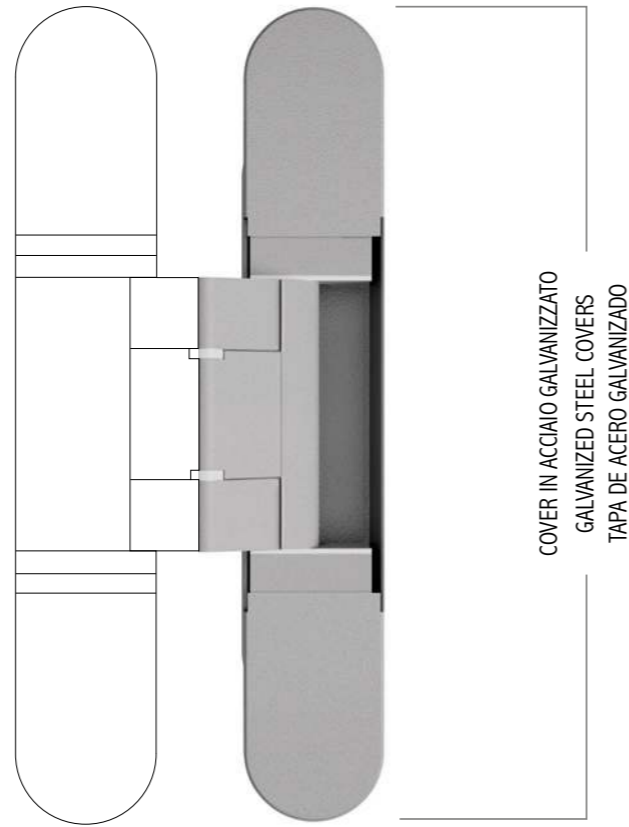


Easy INSTALLATION

I due lati simmetrici e la ridotta profondità del corpo cerniera rendono la preparazione della porta veloce e sicura. Il lato cerniera che va sulla porta e quello che va sullo stipite possono essere preparati in produzione e assemblati in cantiere.

The symmetric sides and the reduced hinge depth make the door preparation quick and safe. The door part and frame part can be assembled separately in production and joined on-site.

Los dos lados simétricos y la reducida profundidad del cuerpo de la bisagra hacen que la preparación de la puerta sea rápida y segura. El lado bisagra que va en la puerta y el que va en el marco pueden ser preparados en producción y montados en obra.



Svitare per muovere il corpo interno e quindi la porta verso la posizione preferita. Poi serrare le viti per un perfetto funzionamento.

Unscrew to move the internal body, and therefore the door, to your preferred position. Then tighten it for operational perfection.

Desenrosque para mover el cuerpo interno y por lo tanto la puerta a la posición deseada. Luego apriete los tornillos para un perfecto funcionamiento.



VERTICAL ADJUSTMENT

Make sure the door will always be at the right height.


DEPTH ADJUSTMENT

Finely adjust the gap between door and frame.



HORIZONTAL ADJUSTMENT

Align the door to the wall for stunning flush effects.

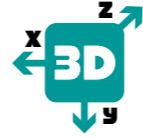


Disponibile in 12 finiture. Vedi aletta di copertina.
Available in 12 finishes. Please see the inside cover flap.
Disponibile in 12 acabados. Ver en la solapa.

Pack. 2

Modello brevettato - Patented model - Modelo patentado

Cerniere invisibili regolabili per porte
Invisible adjustable hinges for doors
Bisagras invisibles ajustables para puertas



MAINTENANCEFREE

CARACTERÍSTICAS:

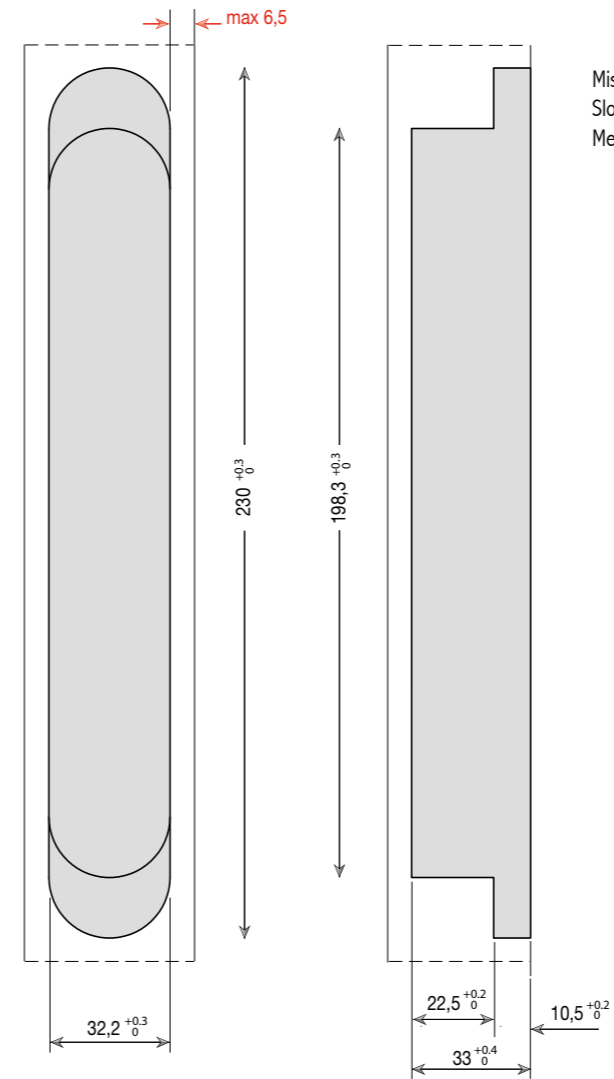
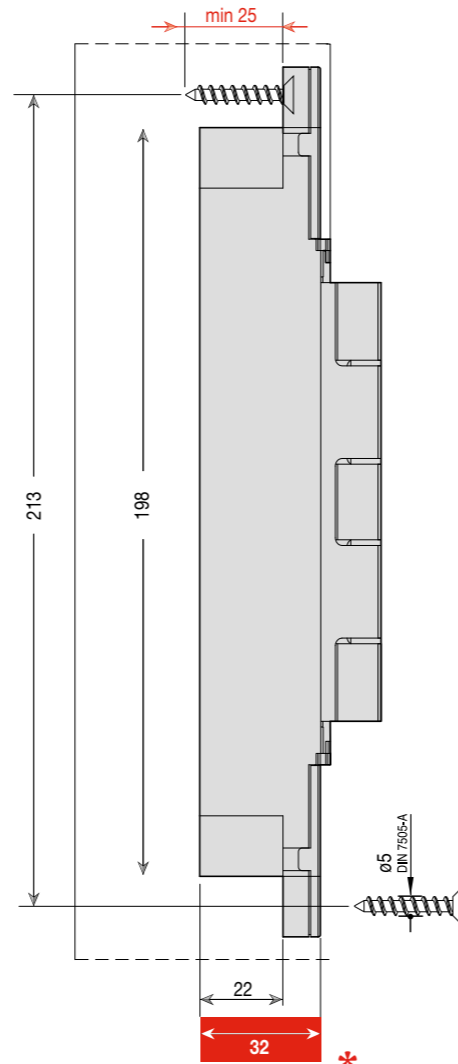
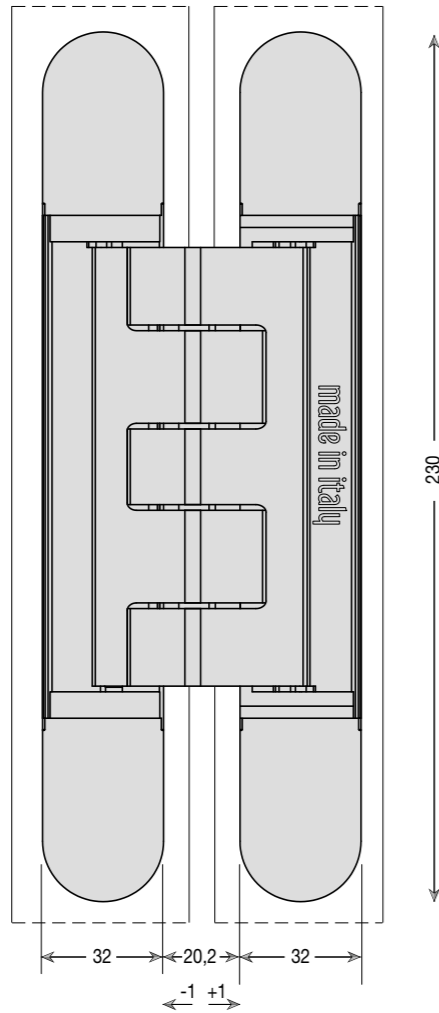
- Desarrollado para puertas muy pesadas: capacidad de carga de hasta 215 kg
- Espesor mínimo de puerta de 38 mm
- Simétrica y con sólo 32 mm de profundidad
- Fresado hasta 6,5 mm desde el borde interno

CARATTERISTICHE:

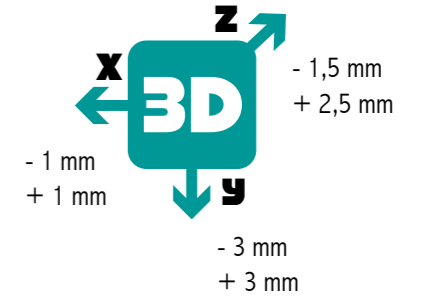
- Pensata per porte molto pesanti: portata fino a 215 kg
- Spessore minimo porta di 38 mm
- Simmetrica e profonda solo 32 mm
- Fresata fino a 6,5 mm dal bordo interno

MAIN FEATURES:

- Engineered for heavy doors: load capacity up to 215 kg
- Minimum door thickness 38 mm
- Symmetric and only 32 mm deep
- Milling cut up to 6,5 mm from the internal edge

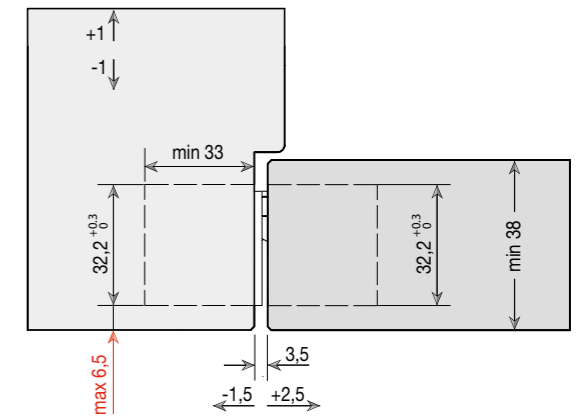
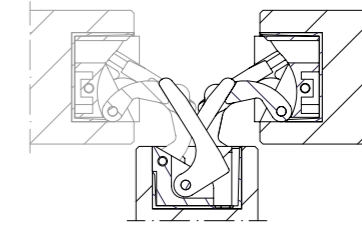


Misure della cava
Slot measurement
Medidas de corte



REVERSIBILITÀ - REVERSIBILITY - REVERSIBILIDAD

Reversibile per porte da 38 mm a 45 mm di spessore
Reversible for doors from 38 mm to 45 mm thick
Reversible para puertas de 38 mm hasta 45 mm de espesor



Sezione porta raso senza battuta
Unrebated flush door cross-section
Sección puerta enrasada

- 1 Snodo realizzato in Zama
Mechanism manufactured in zinc-alloy
Mecanizado fabricado en zamak
- 2 Covers in acciaio galvanizzato
Galvanized steel covers
Cover en acero galvanizado
- 3 Gabbia interna in Zama
Zinc-alloy internal body
Caja interna en zamak
- 4 Gabbia esterna in Alluminio
Aluminium external body
Caja externa en Aluminium

* Profondità di cava contenuta - Small drilling depth - Baja profundidad de corte

SCHEMA DI PORTATA CON 2 CERNIERE
2 HINGES LOAD CAPACITY CHART

ALTEZZA PORTA (mm) DOOR HEIGHT (mm)	700	800	900	1000	1100	1200	1300
2200	180	180	180	176	150	133	122
2100	180	180	180	162	140	126	116
2000	180	180	180	150	132	120	111
1900	180	180	164	140	125	114	107

LARGHEZZA PORTA (mm) - DOOR WIDTH (mm)

SCHEMA DI PORTATA CON 3 CERNIERE
3 HINGES LOAD CAPACITY CHART

ALTEZZA PORTA (mm) DOOR HEIGHT (mm)	700	800	900	1000	1100	1200	1300	4 HINGES SUGGESTED
3000	215	215	215	215	215	215	215	
2900	215	215	215	215	215	215	215	
2800	215	215	215	215	215	215	201	
2700	215	215	215	215	215	215	188	
2600	215	215	215	215	215	204	176	
2500	215	215	215	215	215	189	165	
2400	215	215	215	215	207	176	156	
2300	215	215	215	215	190	165	148	
2200	215	215	215	210	176	155	141	
2100	215	215	215	192	164	146	134	
2000	215	215	215	176	153	138	128	

LARGHEZZA PORTA (mm) - DOOR WIDTH (mm)

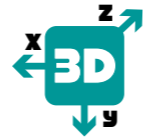
Per porte fuori standard e utilizzi con chiudiporta, consultare l'approfondimento tecnico a pag.64
For special door sizes and use of door closer devices, please see the technical guidelines pag.66
Para puertas fuera estándar y usos con cierrapuertas, por favor vea la información técnica a pag.68

Disponibile in 12 finiture. Vedi aletta di copertina.
Available in 12 finishes. Please see the inside cover flap.
Disponibile in 12 acabados. Ver en la solapa.

Pack. 2

Modello brevettato - Patented model - Modelo patentado

Cerniere invisibili regolabili per porte
Invisible adjustable hinges for doors
Bisagras invisibles ajustables para puertas



MAINTENANCEFREE

CARATTERISTICHE:

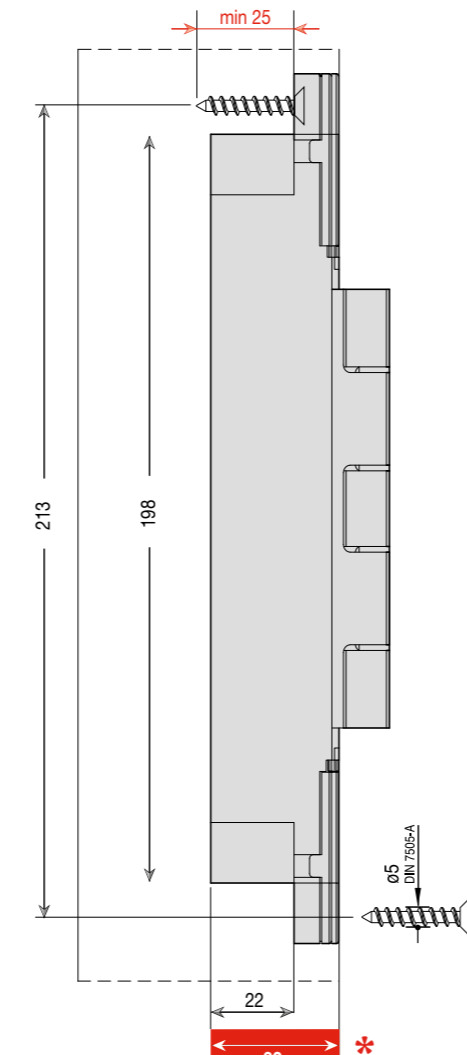
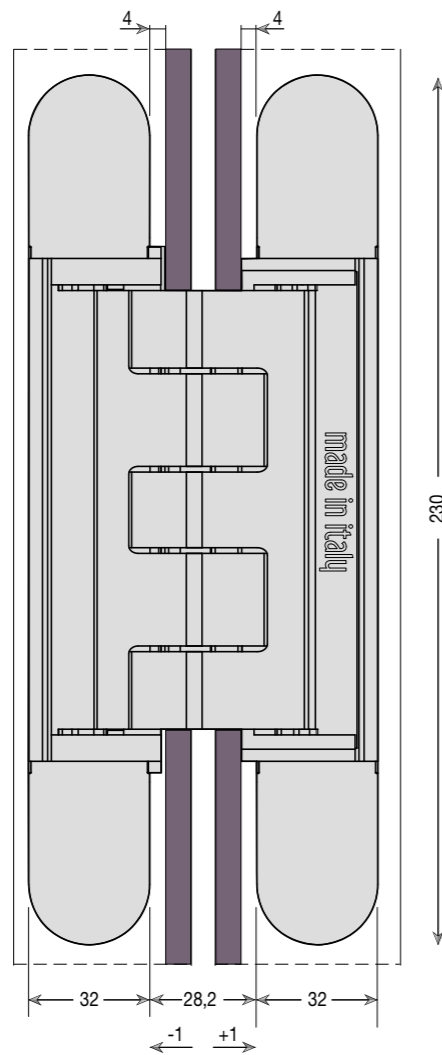

- Pensata per porte molto pesanti: portata fino a 195 kg
- Permette l'installazione di una boiserie da 8 mm sia su lato stipite che sul lato porta
- Spessore minimo porta di 38 mm
- Simmetrica e profonda solo 32 mm

MAIN FEATURES:

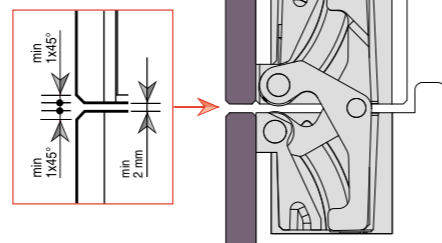
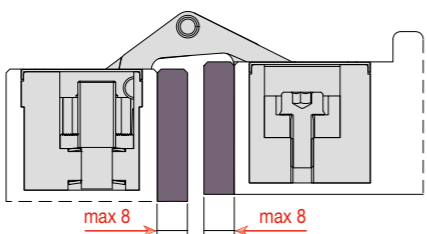
- Engineered for heavy doors: load capacity up to 195 kg
- Suitable for claddings installations: up to 8 mm both on frame and door side
- Minimum door thickness 38 mm
- Symmetric and only 32 mm deep

CARACTERÍSTICAS:

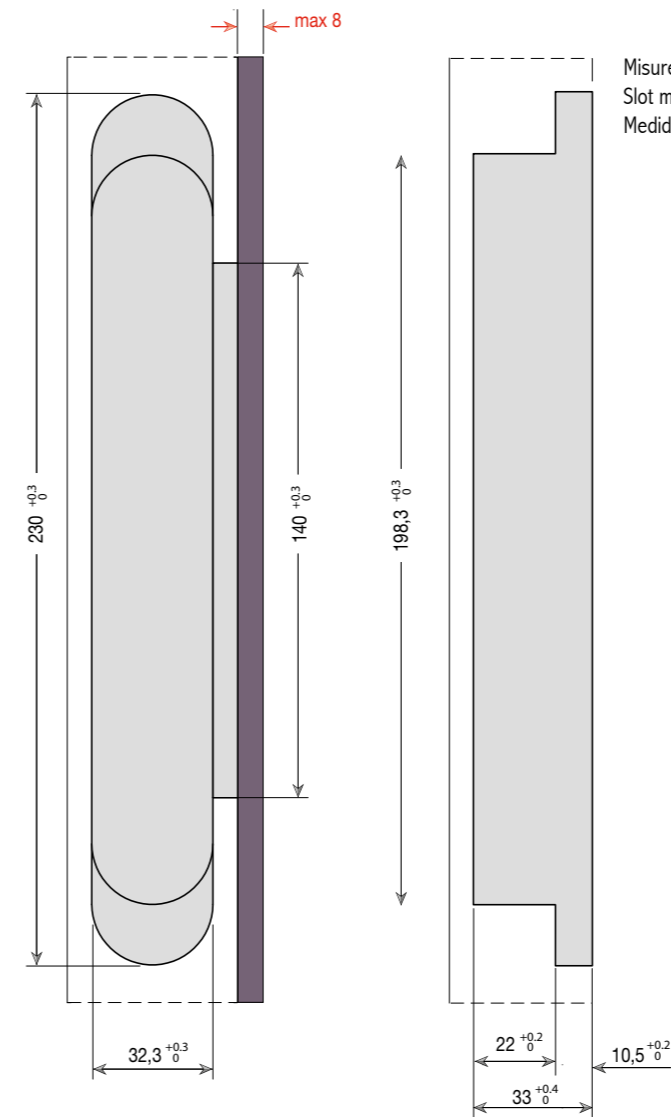
- Desarrollada para puertas muy pesadas: capacidad de carga de hasta 195 kg
- Permite la instalación de panelados de hasta 8 mm en ambos lados
- Espesor mínimo de puerta de 38 mm
- Simétrica y con sólo 32 mm de profundidad



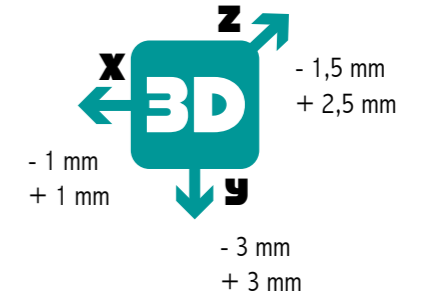
- 1 Snodo realizzato in Zama
Mechanism manufactured in zinc-alloy
Mecanizado fabricado en zamak
- 2 Covers in acciaio galvanizzato
Galvanized steel covers
Cover en acero galvanizado
- 3 Gabbia interna in Zama
Zinc-alloy internal body
Caja interna en zamak
- 4 Gabbia esterna in Alluminio
Aluminium external body
Caja externa en Aluminium



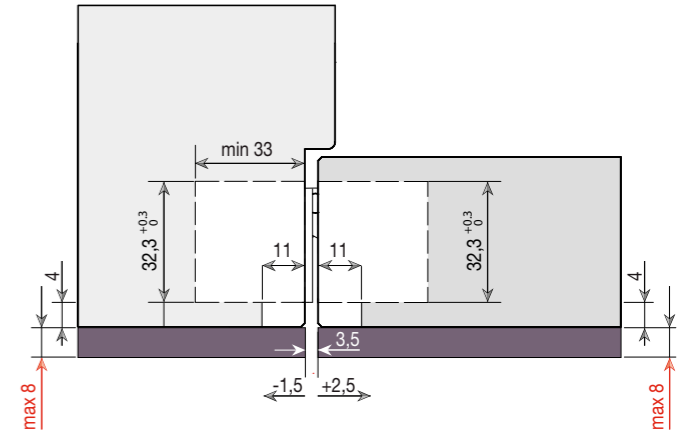
* Profondità di cava contenuta - Small drilling depth - Baja profundidad de corte



Misure della cava
Slot measurement
Medidas de corte



Sezione porta raso senza battuta
Unrebeated flush door cross-section
Sección puerta enrasada



SCHEMA DI PORTATA CON 2 CERNIERE
2 HINGES LOAD CAPACITY CHART

ALTEZZA PORTA (mm) DOOR HEIGHT (mm)	LARGHEZZA PORTA (mm) - DOOR WIDTH (mm)						
	700	800	900	1000	1100	1200	1300
2200	160	160	160	157	133	119	108
2100	160	160	160	144	125	112	103
2000	160	160	160	133	117	107	99
1900	160	160	145	124	111	102	95

SCHEMA DI PORTATA CON 3 CERNIERE
3 HINGES LOAD CAPACITY CHART

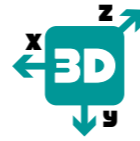
ALTEZZA PORTA (mm) DOOR HEIGHT (mm)	LARGHEZZA PORTA (mm) - DOOR WIDTH (mm)							4 HINGES SUGGESTED
	700	800	900	1000	1100	1200	1300	
3000	195	195	195	195	195	195	195	
2900	195	195	195	195	195	195	195	
2800	195	195	195	195	195	195	183	
2700	195	195	195	195	195	195	170	
2600	195	195	195	195	195	185	160	
2500	195	195	195	195	195	171	150	
2400	195	195	195	195	187	160	142	
2300	195	195	195	195	172	149	134	
2200	195	195	195	191	160	140	127	
2100	195	195	195	174	149	132	121	
2000	195	195	195	160	139	125	116	

Per porte fuori standard e utilizzi con chiudiporta, consultare l'approfondimento tecnico a pag.64
For special door sizes and use of door closer devices, please see the technical guidelines pag.66
Para puertas fuera estándar y usos con cierrapuertas, por favor vea la información técnica a pag.68

Disponibile in 12 finiture. Vedi aletta di copertina.
Available in 12 finishes. Please see the inside cover flap.
Disponibile in 12 acabados. Ver en la solapa.

Modello brevettato - Patented model - Modelo patentado

Cerniere invisibili regolabili per porte
Invisible adjustable hinges for doors
Bisagras invisibles ajustables para puertas



MAINTENANCEFREE

CARATTERISTICHE:

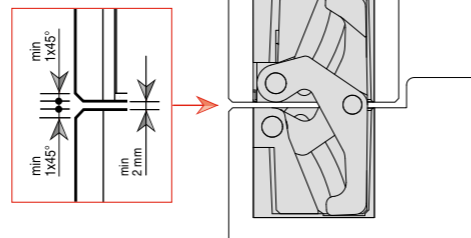
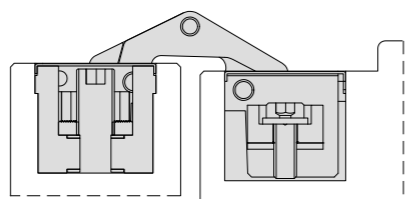
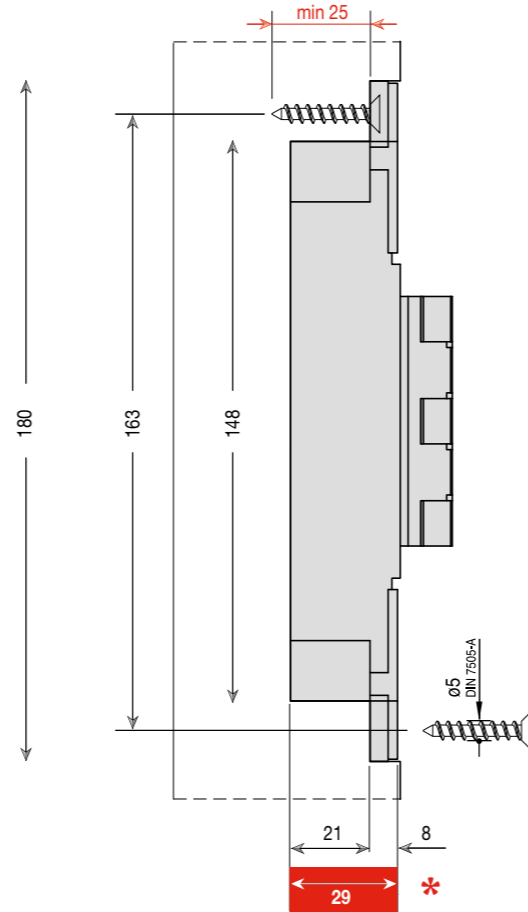
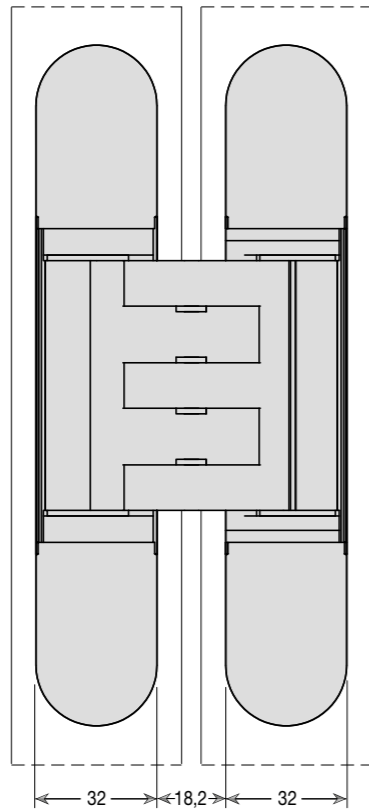
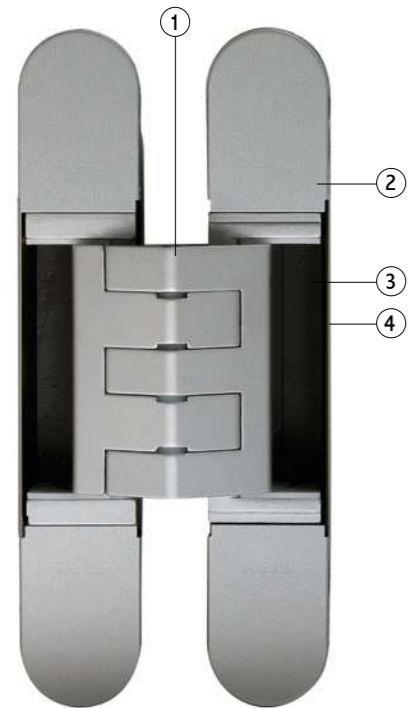
- Da oggi disponibile anche in Verniciato Bianco
- Pensata per porte pesanti e per ante con spessore minimo di 38 mm
- Portata fino a 135 kg e 1.000 mm di larghezza anta
- Realizzata in zama in 12 diverse finiture
- Fluido scorrimento e regolazione tridimensionale S.T.A.R.S. evo
- Simmetrica e profonda solo 29 mm
- Fresata fino a 6,5 mm dal bordo interno.
- Easy installation

MAIN FEATURES:

- Now available in White painted
- Engineered for heavy doors and suitable for doors of 38 mm min. thickness
- Weight capacity up to 135 kg and 1.000 mm wide panels
- Manufactured in zamak in 12 different finishes
- S.T.A.R.S. evo fluid sliding mechanism and 3D adjustable
- Symmetric and only 29 mm deep
- Milling cut up to 6,5 mm from the internal edge
- Easy installation

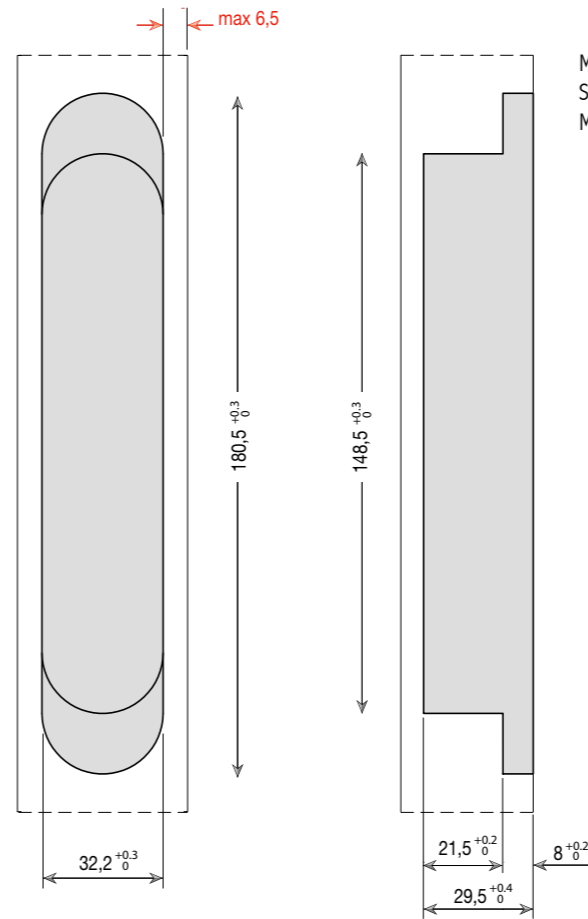
CARACTERÍSTICAS:

- Ahora disponible en Barnizado Blanco
- Diseñada para puertas pesadas y para hojas con un espesor mínimo de 38 mm.
- Capacidad de carga hasta 135 kg y 1.000 mm de ancho de hoja
- Fabricada en zamak en 12 acabados diferentes
- Fluido mecanizado y ajuste tridimensional S.T.A.R.S. evo
- Ajuste en 3D S.T.A.R.S.
- Simétrica y con solo 29 mm de profundidad
- Fresado hasta 6,5 mm desde el borde interno
- Easy installation

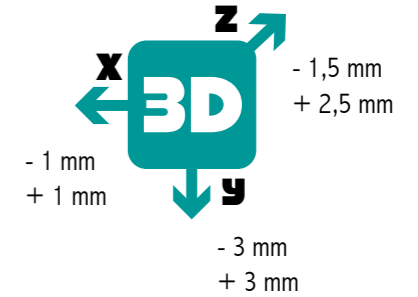


- 1 Snodo realizzato in Zama
Machanism manufactured in zinc-alloy
Mecanizado fabricado en zamak
- 2 Covers in acciaio galvanizzato
Galvanized steel covers
Cover en acero galvanizado
- 3 Gabbia interna in Zama
Zinc-alloy internal body
Caja interna en zamak
- 4 Gabbia esterna in Zama
Zinc-alloy external body
Caja externa en zamak

* Profondità di cava contenuta - Small drilling depth - Baja profundidad de corte

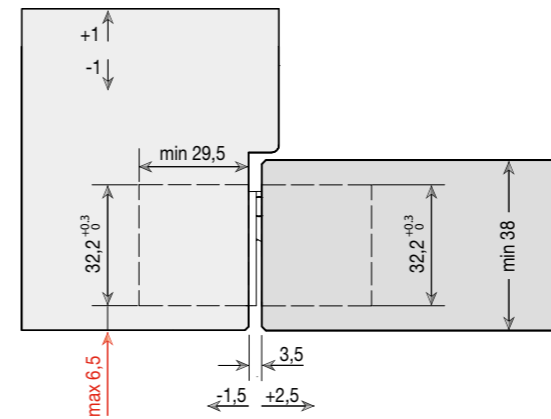
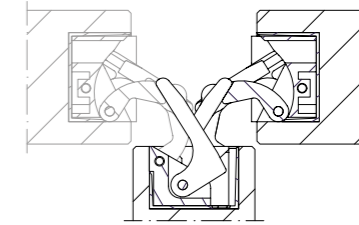


Misure della cava
Slot measurement
Medidas de corte



REVERSIBILITÀ - REVERSIBILITY - REVERSIBILIDAD

Reversibile per porte da 38 mm a 45 mm di spessore
Reversible for doors from 38 mm to 45 mm thick
Reversible para puertas de 38 mm hasta 45 mm de espesor



Sezione porta raso senza battuta
Unrebated flush door cross-section
Sección puerta enrasada

ALTEZZA PORTA (mm)
DOOR HEIGHT (mm)

SCHEMA DI PORTATA CON 2 CERNIERE
2 HINGES LOAD CAPACITY CHART

2200	120	120	120	118	100	89	81
2100	120	120	120	108	94	84	78
2000	120	120	120	100	88	80	74
1900	120	120	109	93	83	76	71
	700	800	900	1000	1100	1200	1300

LARGHEZZA PORTA (mm) - DOOR WIDTH (mm)

Per porte fuori standard e utilizzi con chiudiporta, consultare l'approfondimento tecnico a pag.64
For special door sizes and use of door closer devices, please see the technical guidelines pag.66
Para puertas fuera estándar y usos con cierrapuertas, por favor vea la información técnica a pag.68

ALTEZZA PORTA (mm)
DOOR HEIGHT (mm)

SCHEMA DI PORTATA CON 3 CERNIERE
3 HINGES LOAD CAPACITY CHART

3000	135	135	135	135	135	135	135	4 HINGES SUGGESTED
2900	135	135	135	135	135	135	135	
2800	135	135	135	135	135	135	126	
2700	135	135	135	135	135	135	118	
2600	135	135	135	135	135	128	110	
2500	135	135	135	135	135	119	104	
2400	135	135	135	135	130	110	98	
2300	135	135	135	135	119	103	93	
2200	135	135	135	132	110	97	88	
2100	135	135	135	120	103	92	84	
2000	135	135	135	110	96	87	80	
	700	800	900	1000	1100	1200	1300	

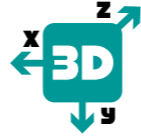
LARGHEZZA PORTA (mm) - DOOR WIDTH (mm)

Disponibile in 12 finiture. Vedi aletta di copertina.
Available in 12 finishes. Please see the inside cover flap.
Disponibile in 12 acabados. Ver en la solapa.

Pack. 3

Modello brevettato - Patented model - Modelo patentado

Cerniere invisibili regolabili per porte
Invisible adjustable hinges for doors
Bisagras invisibles ajustables para puertas



MAINTENANCEFREE

CARATTERISTICHE:

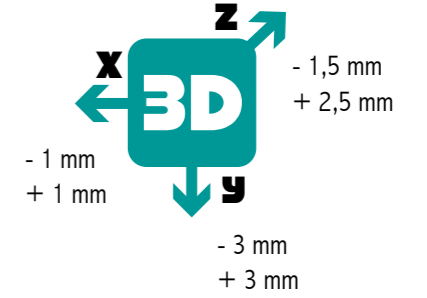
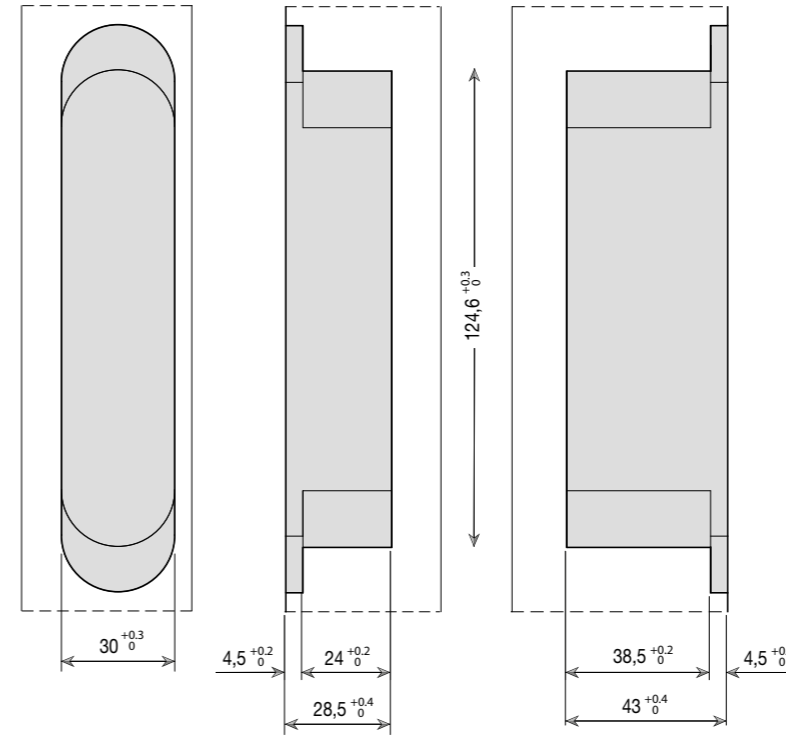
- Cerniera disassata ad alta portata
- Permette l'installazione di rivestimenti, boiserie o coprifilo fino a 18 mm sul lato telaio/parete
- Portata fino a 100 kg
- Fluido scorrimento e regolazione 3D

MAIN FEATURES:

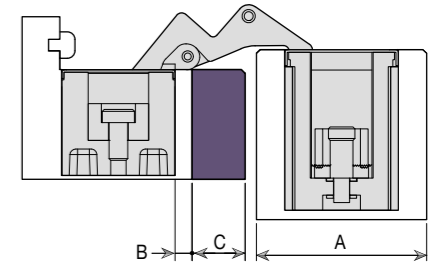
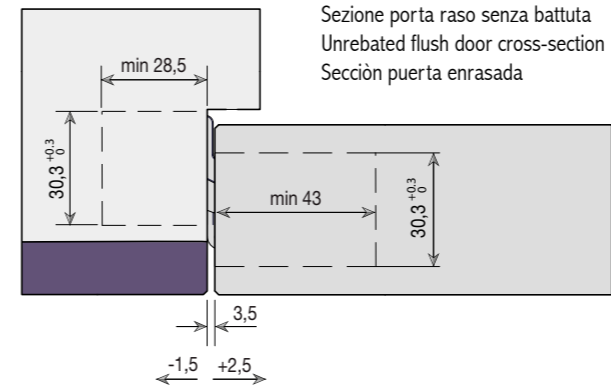
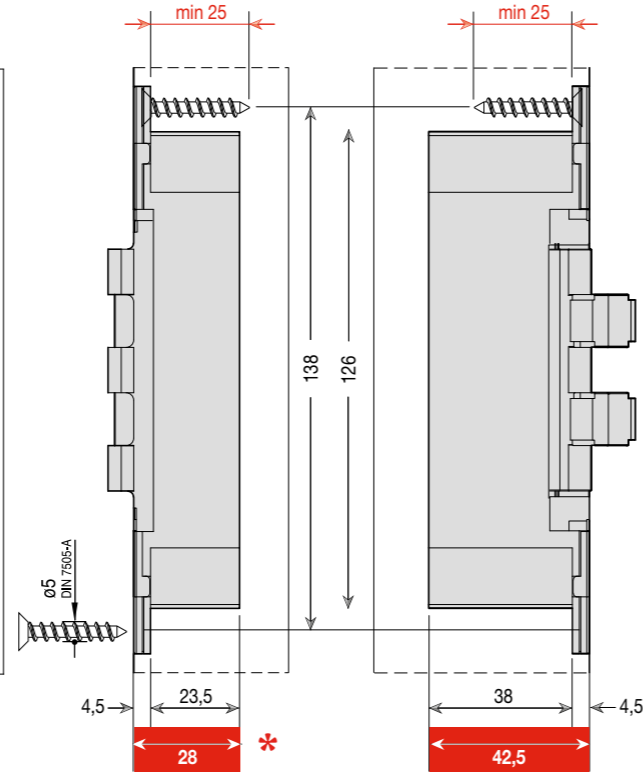
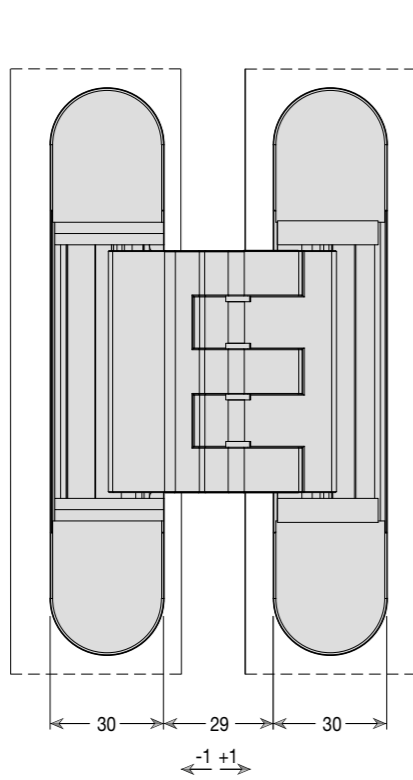
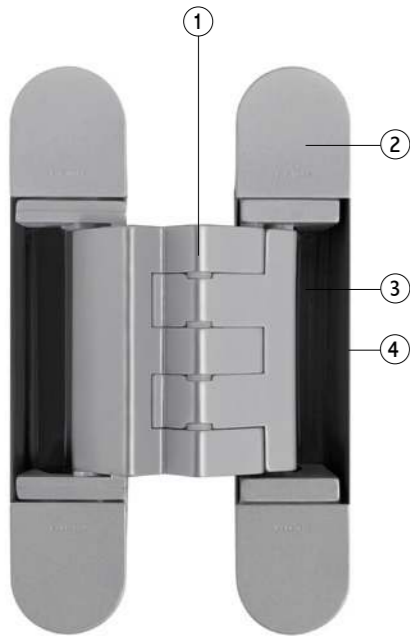
- Heavy duty offset hinge
- 1418 Allow to install claddings up to 18 mm thick on the jamb/wall side
- Load capacity up to 100 kg
- Fluid sliding mechanism and 3D adjustable

CARACTERÍSTICAS:

- Bisagra desplazada de gran capacidad
- Permite la instalación de panelados o molduras de hasta 18 mm en el lado del marco/pared
- Capacidad de carga de hasta 100 kg
- Deslizamiento suave y ajuste 3D



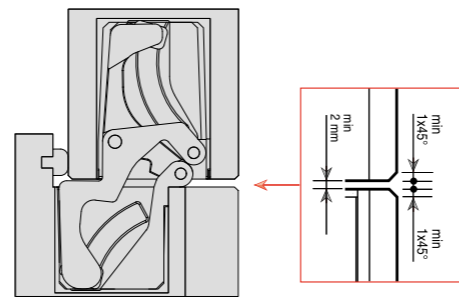
Misure della cava
Slot measurement
Medidas de corte



A	B	C
45	4	14
44	4,5	14
40	6,5	12

- 1 Snodo realizzato in Zama
Machanism manufactured in zinc-alloy
Mecanizado fabricado en zamak
- 2 Covers in acciaio galvanizzato
Galvanized steel covers
Cover en acero galvanizado
- 3 Gabbia interna in Zama
Zinc-alloy internal body
Caja interna en zamak
- 4 Gabbia esterna in Zama
Zinc-alloy external body
Caja esterna en zamak

* Profondità di cava contenuta
Small drilling depth
Baja profundidad de corte



SCHEMA DI PORTATA CON 2 CERNIERE
2 HINGES LOAD CAPACITY CHART

ALTEZZA PORTA (mm) DOOR HEIGHT (mm)	LARGHEZZA PORTA (mm) - DOOR WIDTH (mm)						
	700	800	900	1000	1100	1200	1300
2200	80	80	80	78	66	59	54
2100	80	80	80	72	62	56	52
2000	80	80	80	66	58	53	49
1900	80	80	73	62	55	51	47

SCHEMA DI PORTATA CON 3 CERNIERE
3 HINGES LOAD CAPACITY CHART

ALTEZZA PORTA (mm) DOOR HEIGHT (mm)	LARGHEZZA PORTA (mm) - DOOR WIDTH (mm)							4 HINGES SUGGESTED
	700	800	900	1000	1100	1200	1300	
3000	100	100	100	100	100	100	100	
2900	100	100	100	100	100	100	100	
2800	100	100	100	100	100	100	94	
2700	100	100	100	100	100	100	88	
2600	100	100	100	100	100	95	82	
2500	100	100	100	100	100	88	77	
2400	100	100	100	100	97	82	73	
2300	100	100	100	100	89	77	69	
2200	100	100	100	98	82	72	66	
2100	100	100	100	90	76	68	63	
2000	100	100	100	82	72	65	60	

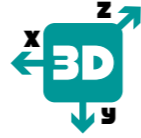
Per porte fuori standard e utilizzi con chiudiporta, consultare l'approfondimento tecnico a pag.64
For special door sizes and use of door closer devices, please see the technical guidelines pag.66
Para puertas fuera estándar y usos con cierrapuertas, por favor vea la información técnica a pag.68

1430
mm.128x22

Cod. CI001430 xxx00

Disponibile in 12 finiture. Vedi aletta di copertina.
Available in 12 finishes. Please see the inside cover flap.
Disponibile in 12 acabados. Ver en la solapa.

Cerniere invisibili regolabili per porte
Invisible adjustable hinges for doors
Bisagras invisibles ajustables para puertas



MAINTENANCEFREE

CARATTERISTICHE:

Lo snodo evoluto garantisce un fluido movimento traslativo che permette di incrementare* del 70% lo spazio interno di rotazione

- Realizzata in zama in 12 diverse finiture: **da oggi disponibile anche in Verniciato Bianco**
- Adatta per ante con uno spessore minimo di 28 mm
- Adatta per porte con ricopertura in Poliestere
- Lunghezza totale 128 mm
- Profonda solo **21 mm**
- Regolazione 3D con unico utensile
- Portata fino a 60 kg e 1000 mm di larghezza anta
- Easy installation e simmetria di cava

MAIN FEATURES:

The evolved mechanism ensures a fluid translational movement which allows to increase* by 70% the internal space of rotation

- Manufactured in zamak in 12 different finishes: **now available in White painted**
- Suitable for doors of 28 mm min. Thickness
- Suitable for polyester overcoating doors
- Total length 128 mm
- Depth **21 mm** only
- 3D adjusting system with one simple tool
- Load capacity up to 60 kg and 1000 mm wide panels
- Easy installation and slot symmetry

CARACTERÍSTICAS:

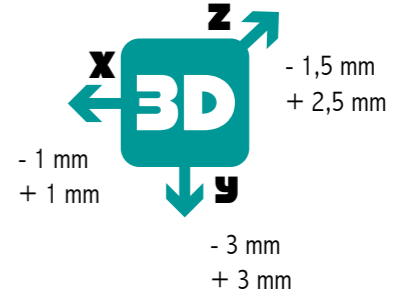
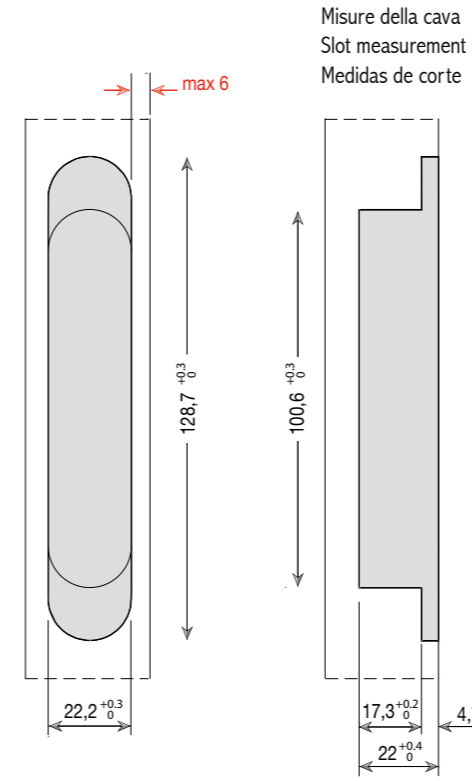
El mecanismo evolucionado asegura un fluido movimiento traslativo que aumenta* de un 70% el espacio interno de rotación

- Fabricada en zamak en 12 acabados diferentes: **ahora disponible en Barnizado Blanco**
- Apta para puertas con espesor min. de 28 mm
- Apta para puertas con recubrimiento en Poliester
- Longitud total 128 mm
- Profundidad de solamente **21 mm**
- Ajuste en 3D con una unica herramienta
- Capacidad de carga hasta 60 kg y paneles hasta 1000 mm de ancho
- Easy installation y simetría de corte

*Rispetto alle cerniere di pari dimensioni sul mercato.

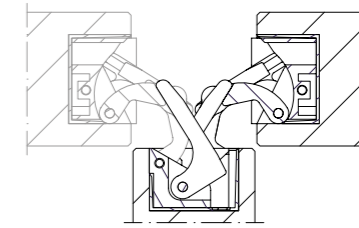
*Compared to the hinges of equal dimensions on the market.

*Con respecto a las bisagras de iguales dimensiones en el mercado.

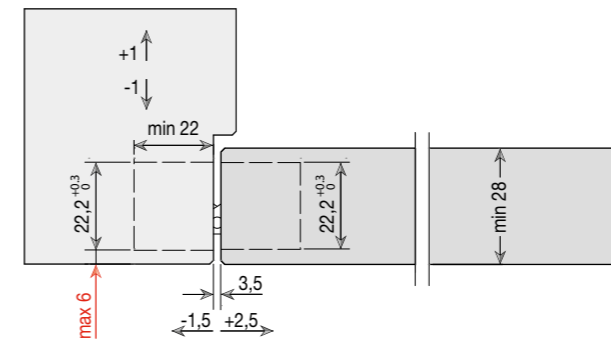


REVERSIBILITÀ - REVERSIBILITY - REVERSIBILIDAD

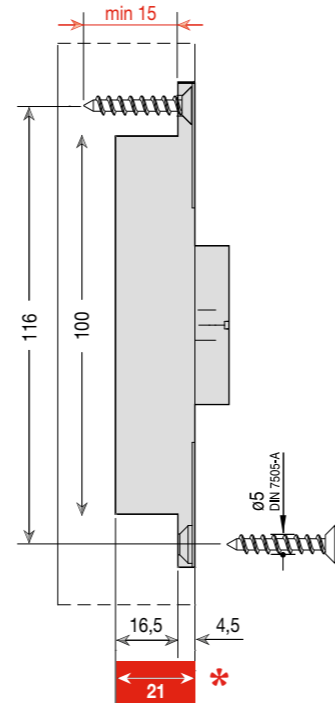
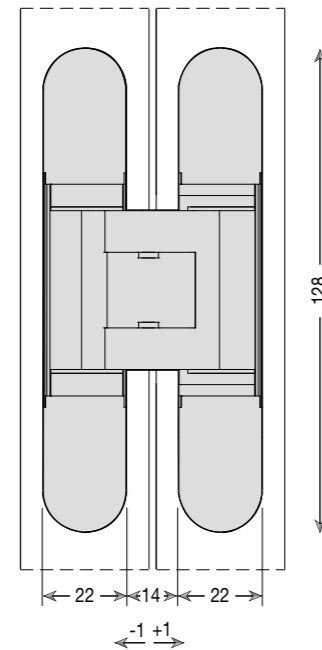
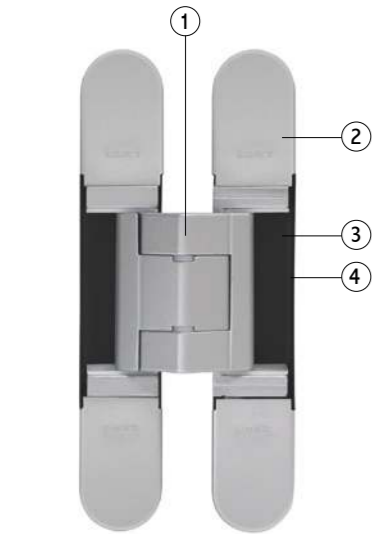
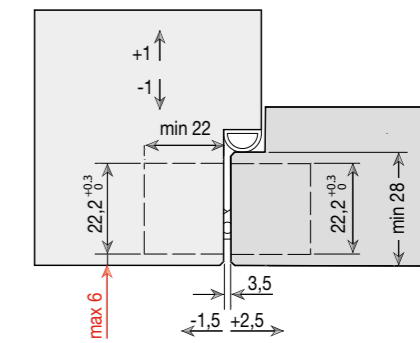
Reversibile per porte da 28 mm a 34 mm di spessore
Reversible for doors from 28 mm to 34 mm thick
Reversible para puertas de 28 mm hasta 34 mm de espesor



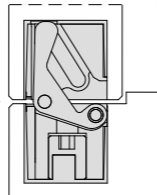
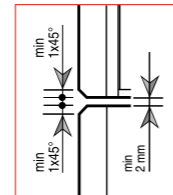
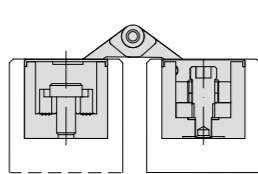
Sezione porta raso senza battuta
Unrebrated flush door cross-section
Sección puerta enrasada



Sezione porta raso con battuta
Rebrated flush door cross-section
Sección puerta enrasada y solapada



- 1 Snodo realizzato in Zama
Mechanism manufactured in zinc-alloy
Mecanizado fabricado en zamak
- 2 Covers in acciaio galvanizzato
Galvanized steel covers
Cover en acero galvanizado
- 3 Gabbia interna in Zama
Zinc-alloy internal body
Caja interna en zamak
- 4 Gabbia esterna in Zama
Zinc-alloy external body
Caja externa en zamak



* Profondità di cava contenuta
Small drilling depth
Baja profundidad de corte

ALTEZZA PORTA (mm)
DOOR HEIGHT (mm)

SCHEMA DI PORTATA CON 2 CERNIERE
2 HINGES LOAD CAPACITY CHART

2200	50	50	50	49	41	37	34
2100	50	50	50	45	39	35	32
2000	50	50	50	41	36	33	31
1900	50	50	45	38	34	32	29
	700	800	900	1000	1100	1200	1300

LARGHEZZA PORTA (mm) - DOOR WIDTH (mm)

Per porte fuori standard e utilizzi con chiudiporta, consultare l'approfondimento tecnico a pag.64
For special door sizes and use of door closer devices, please see the technical guidelines pag.66
Para puertas fuera estándar y usos con cierrapuertas, por favor vea la información técnica a pag.68

ALTEZZA PORTA (mm)
DOOR HEIGHT (mm)

SCHEMA DI PORTATA CON 3 CERNIERE
3 HINGES LOAD CAPACITY CHART

3000	65	65	65	65	65	65	65	4 HINGES SUGGESTED
2900	65	65	65	65	65	65	65	
2800	65	65	65	65	65	65	61	
2700	65	65	65	65	65	65	57	
2600	65	65	65	65	65	61	53	
2500	65	65	65	65	65	57	50	
2400	65	65	65	65	62	53	47	
2300	65	65	65	65	57	50	45	
2200	65	65	65	63	53	47	42	
2100	65	65	65	58	49	44	40	
2000	65	65	65	53	46	42	39	
	700	800	900	1000	1100	1200	1300	

LARGHEZZA PORTA (mm) - DOOR WIDTH (mm)



1430WB

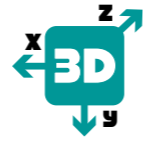
mm.128x22/32

Cod. CIWB1430 xxx00

Disponibile in 12 finiture. Vedi aletta di copertina.
Available in 12 finishes. Please see the inside cover flap.
Disponibile in 12 acabados. Ver en la solapa.

Pack. 9

Cerniere invisibili regolabili per porte
Invisible adjustable hinges for doors
Bisagras invisibles ajustables para puertas



MAINTENANCEFREE

CARATTERISTICHE:

- Sviluppata per porte pesanti fino a 65 kg
- Spessore minimo porta di 38 mm
- Profonda simmetricamente solo 21 mm
- Fluido scorrimento e regolazione 3D con brugola da 4 mm
- Fresata fino a 6 mm dal bordo interno

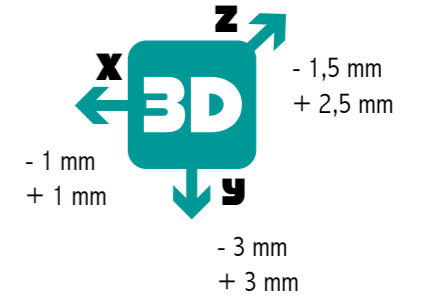
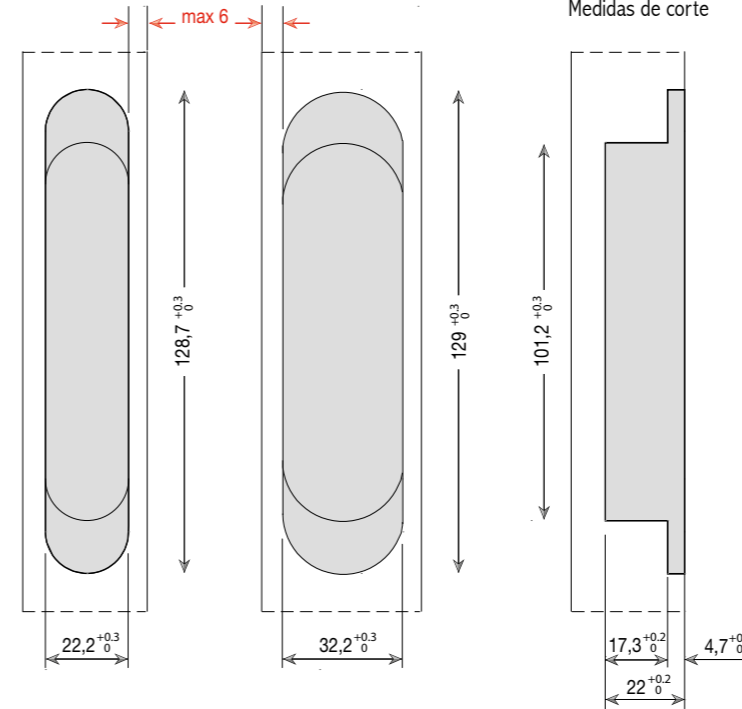
MAIN FEATURES:

- Engineered for doors up to 65 kg
- Minimum door thickness 38 mm
- Only 21 mm deep
- Fluid sliding mechanism and 3D adjustable with a 4 mm allen key
- Milling cut up to 6 mm from internal edge

CARACTERÍSTICAS:

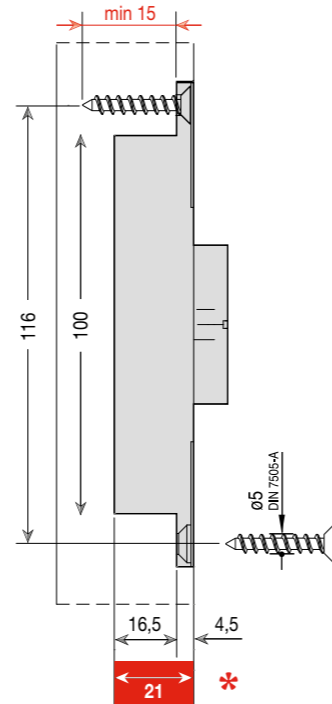
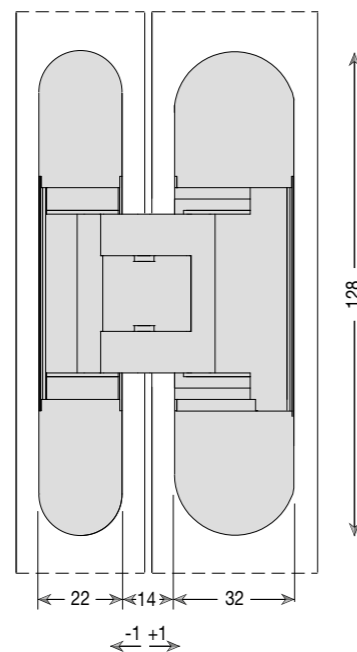
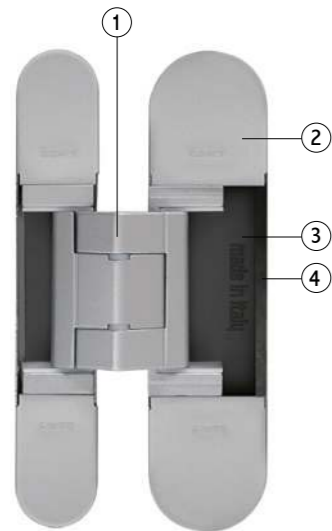
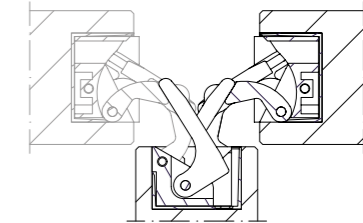
- Desarrollada para puertas de hasta 65 kg de peso
- Espesor mínimo de puerta de 38 mm
- Profundidad simétrica de sólo 21 mm
- Funcionamiento suave y ajuste 3D con llave Allen de 4 mm
- Fresado hasta 6 mm del borde interior

Misure della cava
Slot measurement
Medidas de corte

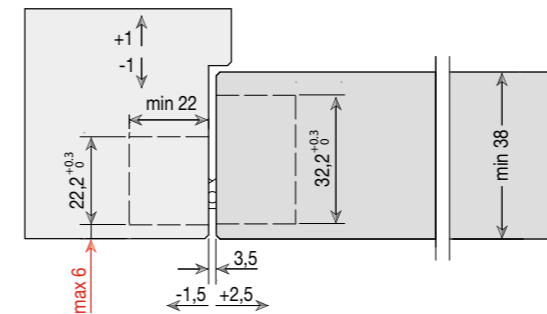
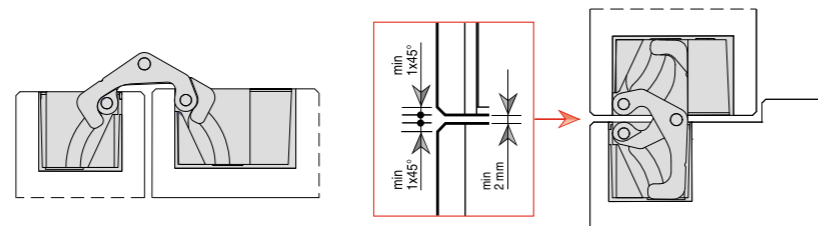


REVERSIBILITÀ - REVERSIBILITY - REVERSIBILIDAD

Reversibile per porte da 38 mm a 44 mm di spessore
Reversible for doors from 38 mm to 44 mm thick
Reversible para puertas de 38 mm hasta 44 mm de espesor



* Profondità di cava contenuta
Small drilling depth
Baja profundidad de corte



Sezione porta raso senza battuta
Unrebated flush door cross-section
Sección puerta enrasada

SCHEMA DI PORTATA CON 2 CERNIERE
2 HINGES LOAD CAPACITY CHART

ALTEZZA PORTA (mm) DOOR HEIGHT (mm)	LARGHEZZA PORTA (mm) - DOOR WIDTH (mm)						
	700	800	900	1000	1100	1200	1300
2200	50	50	50	49	41	37	34
2100	50	50	50	45	39	35	32
2000	50	50	50	41	36	33	31
1900	50	50	45	38	34	32	29

SCHEMA DI PORTATA CON 3 CERNIERE
3 HINGES LOAD CAPACITY CHART

ALTEZZA PORTA (mm) DOOR HEIGHT (mm)	LARGHEZZA PORTA (mm) - DOOR WIDTH (mm)							4 HINGES SUGGESTED
	700	800	900	1000	1100	1200	1300	
3000	65	65	65	65	65	65	65	
2900	65	65	65	65	65	65	65	
2800	65	65	65	65	65	65	61	
2700	65	65	65	65	65	65	57	
2600	65	65	65	65	65	61	53	
2500	65	65	65	65	65	57	50	
2400	65	65	65	65	62	53	47	
2300	65	65	65	65	57	50	45	
2200	65	65	65	63	53	47	42	
2100	65	65	65	58	49	44	40	
2000	65	65	65	53	46	42	39	

Per porte fuori standard e utilizzi con chiudiporta, consultare l'approfondimento tecnico a pag.64
For special door sizes and use of door closer devices, please see the technical guidelines pag.66
Para puertas fuera estándar y usos con cierrapuertas, por favor vea la información técnica a pag.68

- ① Snodo realizzato in Zama
Machanism manufactured in zinc-alloy
Mecanizado fabricado en zamak
- ② Coperture in acciaio galvanizzato
Galvanized steel covers
Cover en acero galvanizado
- ③ Gabbia interna in Zama
Zinc-alloy internal body
Caja interna en zamak
- ④ Gabbia esterna in Zama
Zinc-alloy external body
Caja externa en zamak

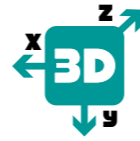
1429
mm.128x22

Cod. CI001429 xxx00

Disponibile in 4 finiture. Vedi aletta di copertina.
Available in 4 finishes. Please see the inside cover flap.
Disponibile in 4 acabados. Ver en la solapa.

Pack. 9

Cerniere invisibili regolabili per porte
Invisible adjustable hinges for doors
Bisagras invisibles ajustables para puertas



MAINTENANCEFREE

CARATTERISTICHE:

1429 è il nuovo modello "ibrido" realizzato principalmente in Zama con gabbie interne in fibra di vetro

- Realizzata in zama in 4 diverse finiture
- Adatta per ante con uno spessore minimo di 28 mm
- Adatta per porte con ricopertura in Poliestere
- Lunghezza totale 128 mm
- Profonda solo 21 mm
- Regolazione 3D con unico utensile
- Portata fino a 50 kg e 1000 mm di larghezza anta
- Easy installation e simmetria di cava

MAIN FEATURES:

1429 is the new "hybrid" model realized mainly in Zamak, with Fiberglass internal bodies

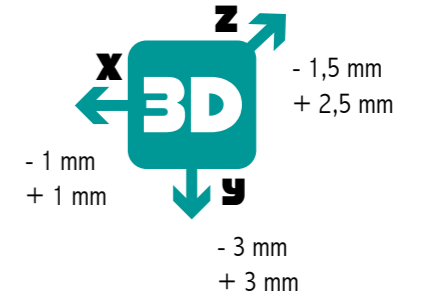
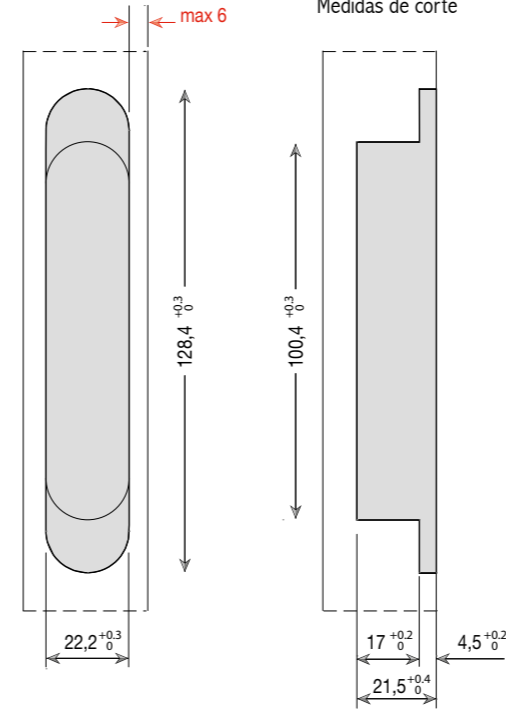
- Manufactured in zamak in 4 different finishes
- Suitable for doors of 28 mm min. Thickness
- Suitable for polyester overcoating doors
- Total length 128 mm
- Depth 21 mm only
- 3D adjusting system with one simple tool
- Load capacity up to 50 kg and 1000 mm wide panels
- Easy installation and slot symmetry

CARACTERÍSTICAS:

1429 es el nuevo modelo "Híbrido" hecho principalmente en Zamak con cuerpos internos en fibra de vidrio

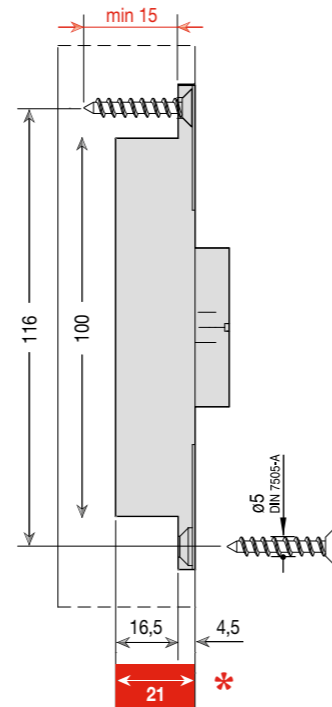
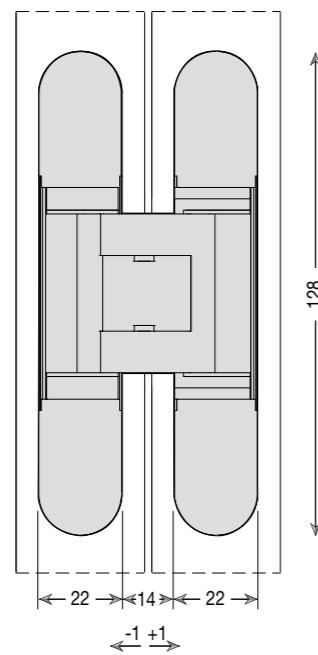

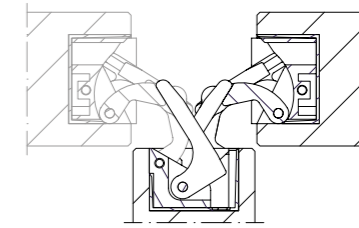
- Fabricada en zamak en 4 acabados diferentes
- Apta para puertas con espesor min. de 28 mm
- Apta para puertas con recubrimiento en Poliester
- Longitud total 128 mm
- Profundidad de solamente 21 mm
- Ajuste en 3D con una unica herramienta
- Capacidad de carga hasta 50 kg y paneles hasta 1000 mm de ancho
- Easy installation y simetría de corte

Misure della cava
Slot measurement
Medidas de corte



REVERSIBILITÀ - REVERSIBILITY - REVERSIBILIDAD

Reversible per porte da 28 mm a 34 mm di spessore
Reversible for doors from 28 mm to 34 mm thick
Reversible para puertas de 28 mm hasta 34 mm de espesor



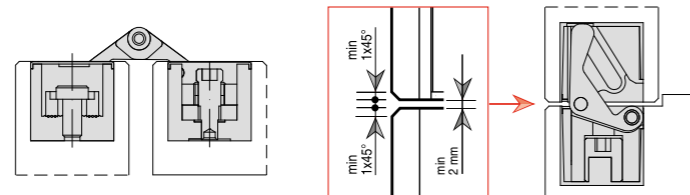
* Profondità di cava contenuta
Small drilling depth
Baja profundidad de corte

① Snodo realizzato in Zama
Mechanism manufactured in zinc-alloy
Mecanizado fabricado en zamak

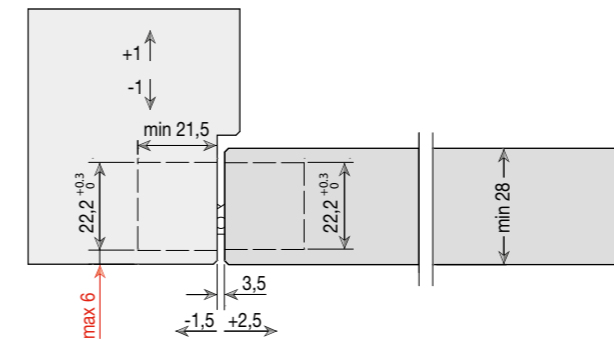
② Coperture in acciaio galvanizzato
Galvanized steel covers
Cover en acero galvanizado

③ Gabbia interna in fibra di vetro
Fiberglass internal body
Caja interna en fibra de vidrio

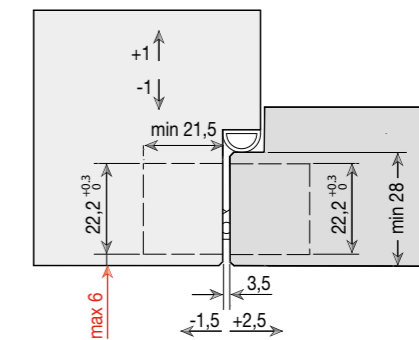
④ Gabbia esterna in Zama
Zinc-alloy external body
Caja externa en zamak



Sezione porta raso senza battuta
Unrebeated flush door cross-section
Sección puerta enrasada



Sezione porta raso con battuta
Rebeated flush door cross-section
Sección puerta enrasada y solapada



SCHEMA DI PORTATA CON 2 CERNIERE
2 HINGES LOAD CAPACITY CHART

ALTEZZA PORTA (mm) DOOR HEIGHT (mm)	LARGHEZZA PORTA (mm) - DOOR WIDTH (mm)					
	700	800	900	1000	1100	1200
2200	35	35	35	34	29	26
2100	35	35	35	31	27	25
2000	35	35	35	29	26	23
1900	35	35	32	27	24	22

SCHEMA DI PORTATA CON 3 CERNIERE
3 HINGES LOAD CAPACITY CHART

ALTEZZA PORTA (mm) DOOR HEIGHT (mm)	LARGHEZZA PORTA (mm) - DOOR WIDTH (mm)						4 HINGES SUGGESTED
	700	800	900	1000	1100	1200	
2500	50	50	50	50	50	44	4 HINGES SUGGESTED
2400	50	50	50	50	48	41	
2300	50	50	50	50	44	38	
2200	50	50	50	49	41	36	
2100	50	50	50	45	38	34	
2000	50	50	50	41	36	32	
1900	50	50	45	38	33	31	

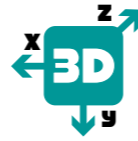
Per porte fuori standard e utilizzi con chiudiporta, consultare l'approfondimento tecnico a pag.64
For special door sizes and use of door closer devices, please see the technical guidelines pag.66
Para puertas fuera estándar y usos con cierrapuertas, por favor vea la información técnica a pag.68

Disponibile in 6 finiture. Vedi aletta di copertina.
Available in 6 finishes. Please see the inside cover flap.
Disponibile in 6 acabados. Ver en la solapa.

Pack. 20

Modello brevettato - Patented model - Modelo patentado

Cerniere invisibili regolabili per porta e mobile
Invisible adjustable hinges for doors and cabinet
Bisagras invisibles ajustables para puertas y mueble



MAINTENANCEFREE

CARATTERISTICHE:

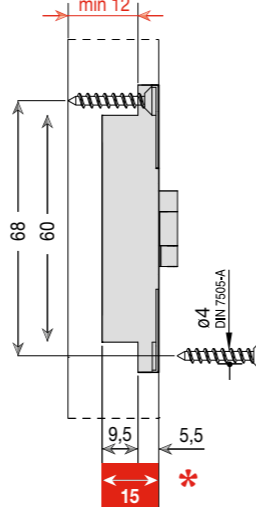
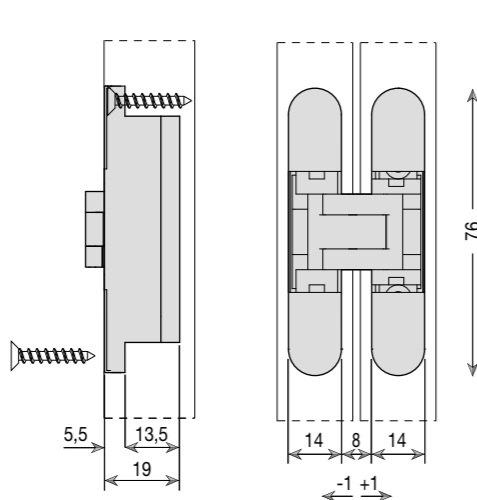
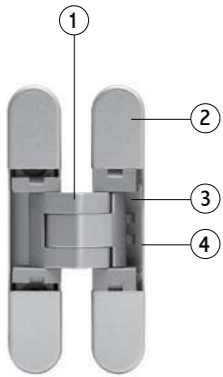
- Da oggi disponibile anche in Verniciato Bianco
- La prima cerniera da mobile Ceam regolabile in 3 dimensioni con un unico utensile
- Realizzata in zama e fibra di vetro in 6 diverse finiture
- Adatta per ante con spessore minimo di 18 mm
- Mini invasiva: profonda solo 15 mm
- La più forte nel suo segmento: portata di 16 kg testata su ante 1200x600 mm

MAIN FEATURES:

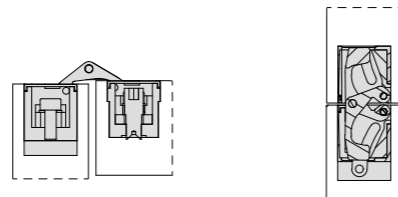
- Now available in White painted
- The first Ceam 3D hinge for cabinet, adjustable with one simple tool
- Manufactured in zamak and fibreglass in 6 different finishes
- Suitable for doors of 18 mm min. thickness
- Mini-invasive: only 15 mm deep
- The strongest on its segment: load capacity up to 16 kg tested on doors 1200x600 mm

CARACTERÍSTICAS:

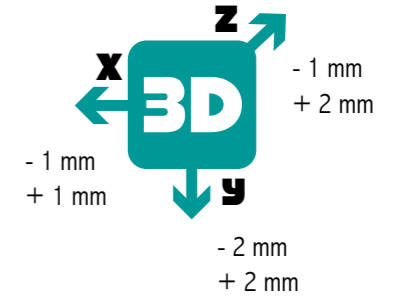
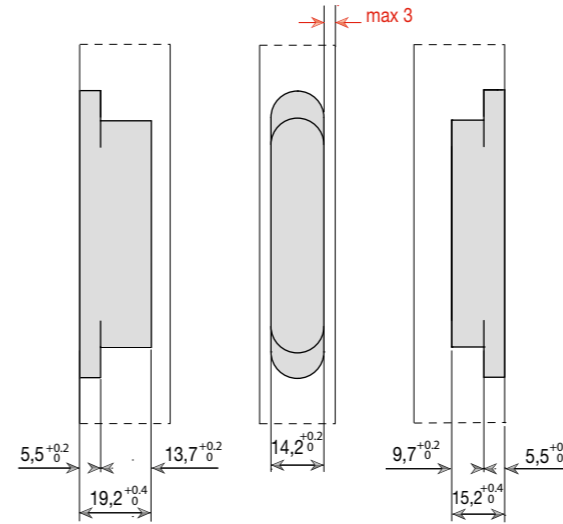
- Ahora disponible en Barnizado Blanco
- La primera bisagra para mueble de Ceam, regulable en 3 dimensiones con una única herramienta
- Fabricada en zamak y fibra de vidrio en 6 diferentes acabados
- Apta para puertas con espesor mínimo de 18 mm
- Mini-invasiva: solamente 15 mm de profundidad
- La más fuerte de su segmento: capacidad de carga hasta 16 kg con ensayo en puertas de 1200x600 mm



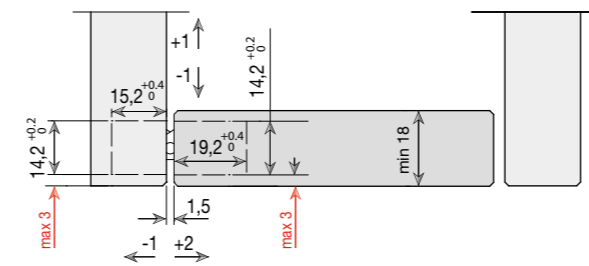
* Profondità di cava contenuta
Small drilling depth
Baja profundidad de corte



- ① Snodo realizzato in Zama
Mechanism manufactured in zinc-alloy
Mecanizado fabricado en zamak
- ② Covers in acciaio galvanizzato
Galvanized steel covers
Cover en acero galvanizado
- ③ Gabbia interna in fibra di vetro
Fibreglass internal body
Caja interna en fibra de vidrio
- ④ Gabbia esterna in Zama
Zinc-alloy external body
Caja externa en zamak



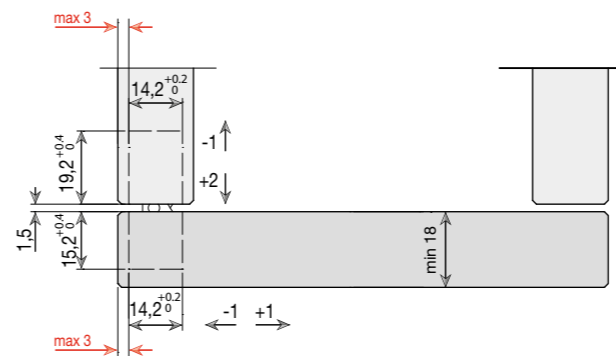
Misure della cava
Slot measurement
Medidas de corte



Sezione mobile con anta all'interno del modulo

	A	B
Cabinet cross-section with door inside the box	18	2
	20	3

Sección del mueble con aplicación en el canto de la hoja



Sezione mobile con anta all'esterno del modulo

	A	B
Cabinet cross-section with door outside the box	18	2
	20	3

Sección del mueble con aplicación en el exterior de la hoja

SCHEMA DI PORTATA CON 2 CERNIERE
2 HINGES LOAD CAPACITY CHART

ALTEZZA PORTA (mm) DOOR HEIGHT (mm)	LARGHEZZA PORTA (mm) - DOOR WIDTH (mm)			
	500	600	700	800
1000	14	14	14	13
800	14	14	14	12
600	14	14	14	11
500	14	14	12	10

LARGHEZZA PORTA (mm) - DOOR WIDTH (mm)

SCHEMA DI PORTATA CON 3 CERNIERE
3 HINGES LOAD CAPACITY CHART

ALTEZZA PORTA (mm) DOOR HEIGHT (mm)	LARGHEZZA PORTA (mm) - DOOR WIDTH (mm)				4 HINGES SUGGESTED
	500	600	700	800	
2000	18	18	18	18	
1600	18	18	18	18	
1200	18	18	18	18	
1000	18	18	18	18	
800	18	18	18	17	
600	18	18	18	16	
500	18	18	16	14	

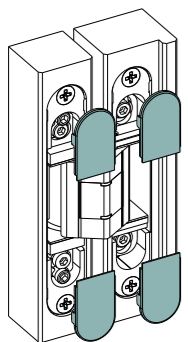
LARGHEZZA PORTA (mm) - DOOR WIDTH (mm)

Per porte fuori standard e utilizzi con chiudiporta, consultare l'approfondimento tecnico a pag.64
For special door sizes and use of door closer devices, please see the technical guidelines pag.66
Para puertas fuera estándar y usos con cierrapuertas, por favor vea la información técnica a pag.68

Linee guida di regolazione

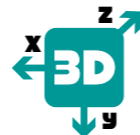
Adjustment guidelines

Guía general de ajuste



1432 1430
1432W 1430WB
1431 1429
1418 929

Cerniere invisibili regolabili per porte
Invisible adjustable hinges for doors
Bisagras invisibles ajustables para puertas



Togliere le piastrine di copertura
Remove the covers
Extraiga las tapitas



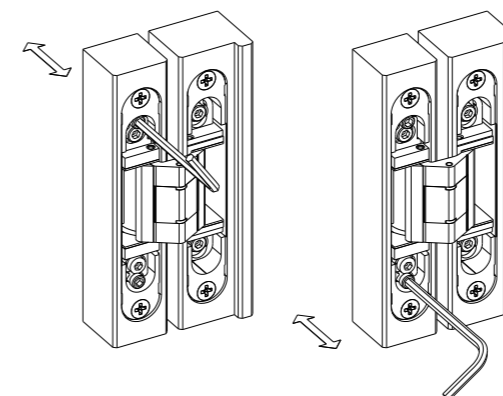
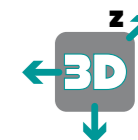
Adjustment Video



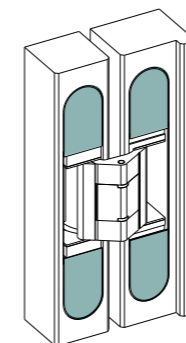
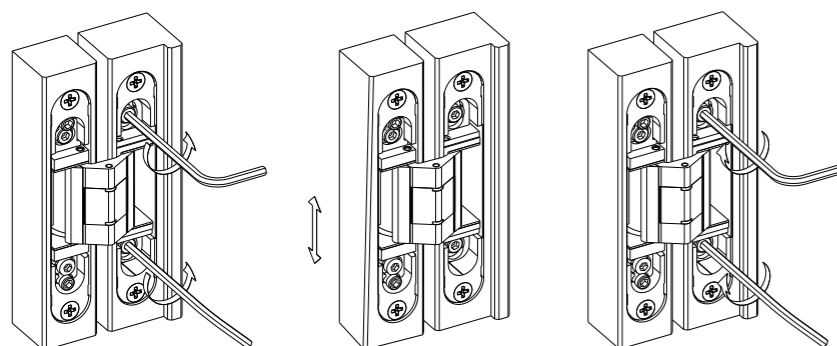
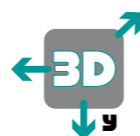
Drilling template Video



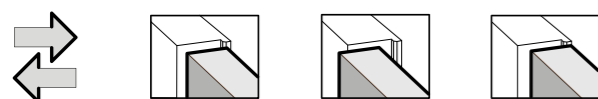
Regolazione in profondità
Depth adjustment
Ajuste de profundidad



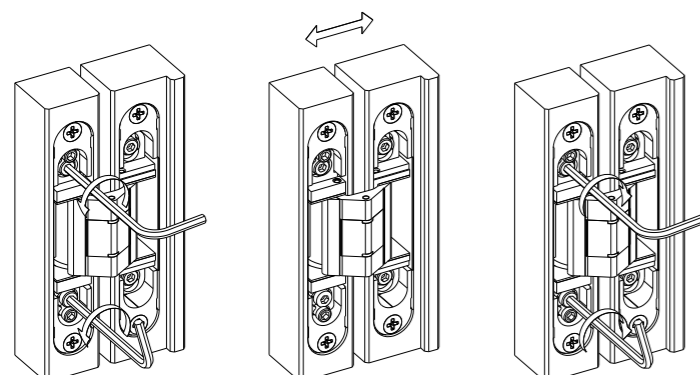
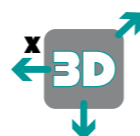
Regolazione verticale
Vertical adjustment
Ajuste vertical



Inserire le cover a clip
Insert the clip covers
Inserte las tapitas



Regolazione orizzontale
Horizontal adjustment
Ajuste horizontal



1131s

mm.160x32

Cerniere invisibili regolabili per porte
Invisible adjustable hinges for doors
Bisagras invisibles ajustables para puertas

Cod. C10S1131 xxx00

Disponibile in 11 finiture. Vedi aletta di copertina.
Available in 11 finishes. Please see the inside cover flap.
Disponibile in 11 acabados. Ver en la solapa.

Pack. 3



MAINTENANCEFREE



CARATTERISTICHE:

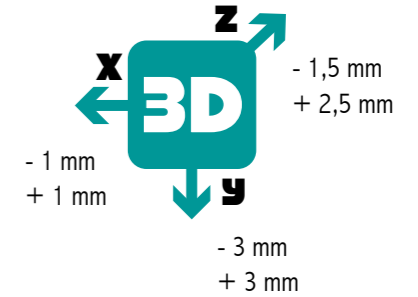
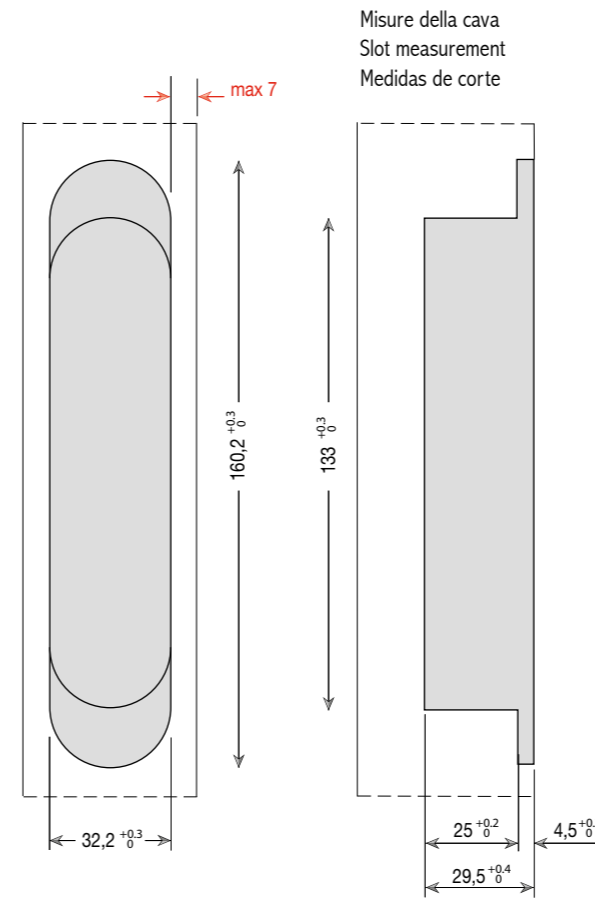
- Realizzata in zama in 11 diverse finiture
- Ideale per ante con spessore minimo di 38 mm
- Lunghezza totale 160 mm
- Profondità solo 29 mm
- Regolazione tridimensionale S.T.A.R.S.
- Portata fino a 120 kg
- Easy installation e simmetria di cava
- Rivista in estetica e funzionalità: più elegante e resistente all'ossidazione grazie alla nuova cassa esterna in zama zincata. Snodo evoluto per una migliore performance: movimento più fluido, deciso, durevole e ora certificato per porte fino a 1000 mm di larghezza

MAIN FEATURES:

- Manufactured in zamak in 11 different finishes
- Suitable for doors of 38 mm min. thickness
- Total length 160 mm
- Depth 29 mm
- 3D adjusting system S.T.A.R.S.
- Load capacity up to 120 kg
- Easy installation and slot symmetry
- Revised in aesthetics and operation: now more elegant and resistant to oxidation due to the new external case in zincated zamak. Joint evolved for better performance: smoother movement, extremely precise, durable and now certified for doors up to 1000 mm wide

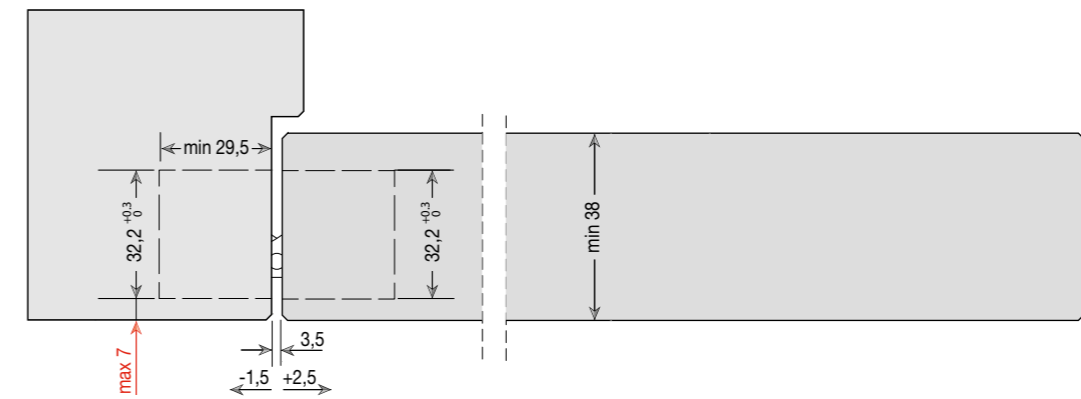
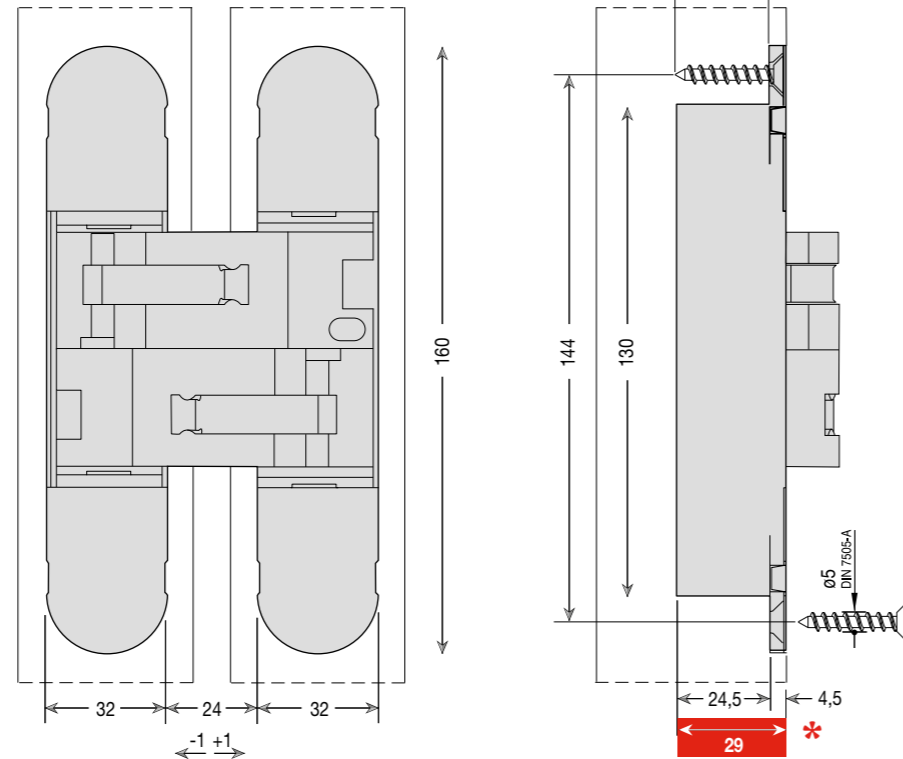

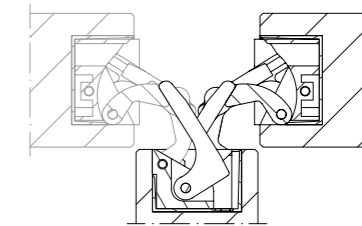
CARACTERÍSTICAS:

- Fabricada en zamak en 11 acabados diferentes
- Adapta para puertas con un espesor mínimo de 38 mm
- Longitud total 160 mm
- Profundidad de solamente 29 mm
- Ajuste en 3D S.T.A.R.S.
- Capacidad de carga hasta 120 kg
- Easy installation y simetría de corte
- Revisada en estética y funcionalidad: ahora más elegante y resistente a la oxidación gracias a la nueva carcasa exterior en zamak cincado. Mecanismo evolucionado para un mejor rendimiento: movimiento más fluido, determinado, duradero y ahora certificada para puertas de hasta 1000 mm de ancho



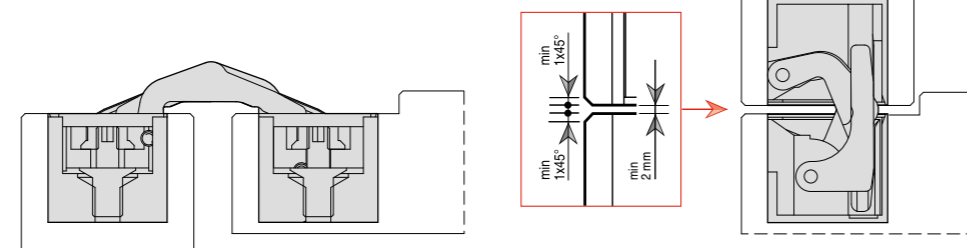
REVERSIBILITÀ - REVERSIBILITY - REVERSIBILIDAD

Reversibile per porte da 38 mm a 46 mm di spessore
Reversible for doors from 38 mm to 46 mm thick
Reversible para puertas de 38 mm hasta 46 mm de espesor



Sezione porta
Door cross-section
Sección de puerta

- 1 Snodo realizzato in Zama
Mechanism manufactured in zinc-alloy
Mecanizado fabricado en zamak
- 2 Covers in acciaio galvanizzato
Galvanized steel covers
Cover en acero galvanizado
- 3 Gabbia interna in Zama
Zinc-alloy internal body
Caja interna en zamak
- 4 Gabbia esterna in Zama
Zinc-alloy external body
Caja externa en zamak



* Profondità di cava contenuta - Small drilling depth - Baja profundidad de corte

**SCHEMA DI PORTATA CON 2 CERNIERE
2 HINGES LOAD CAPACITY CHART**

ALTEZZA PORTA (mm) DOOR HEIGHT (mm)	700	800	900	1000	1100	1200	1300
2200	80	80	80	78	66	59	54
2100	80	80	80	72	62	56	52
2000	80	80	80	66	58	53	49
1900	80	80	73	62	55	51	47

**SCHEMA DI PORTATA CON 3 CERNIERE
3 HINGES LOAD CAPACITY CHART**

ALTEZZA PORTA (mm) DOOR HEIGHT (mm)	700	800	900	1000	1100	1200	1300	4 HINGES SUGGESTED
3000	120	120	120	120	120	120	120	
2900	120	120	120	120	120	120	120	
2800	120	120	120	120	120	120	112	
2700	120	120	120	120	120	120	105	
2600	120	120	120	120	120	114	98	
2500	120	120	120	120	120	105	92	
2400	120	120	120	120	115	98	87	
2300	120	120	120	120	106	92	83	
2200	120	120	120	117	98	86	78	
2100	120	120	120	107	91	82	75	
2000	120	120	120	98	85	77	71	

Per porte fuori standard e utilizzi con chiudiporta, consultare l'approfondimento tecnico a pag.64
For special door sizes and use of door closer devices, please see the technical guidelines pag.66
Para puertas fuera estándar y usos con cierrapuertas, por favor vea la información técnica a pag.68



1230s

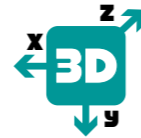
mm.130x30

Cerniere invisibili regolabili per porte
Invisible adjustable hinges for doors
Bisagras invisibles ajustables para puertas

Cod. C10S1230 xxx00

Disponibile in 11 finiture. Vedi aletta di copertina.
Available in 11 finishes. Please see the inside cover flap.
Disponibile in 11 acabados. Ver en la solapa.

Pack. 6



MAINTENANCEFREE

CARATTERISTICHE:

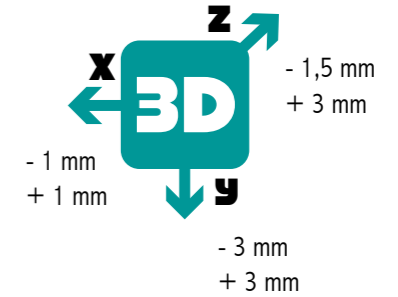
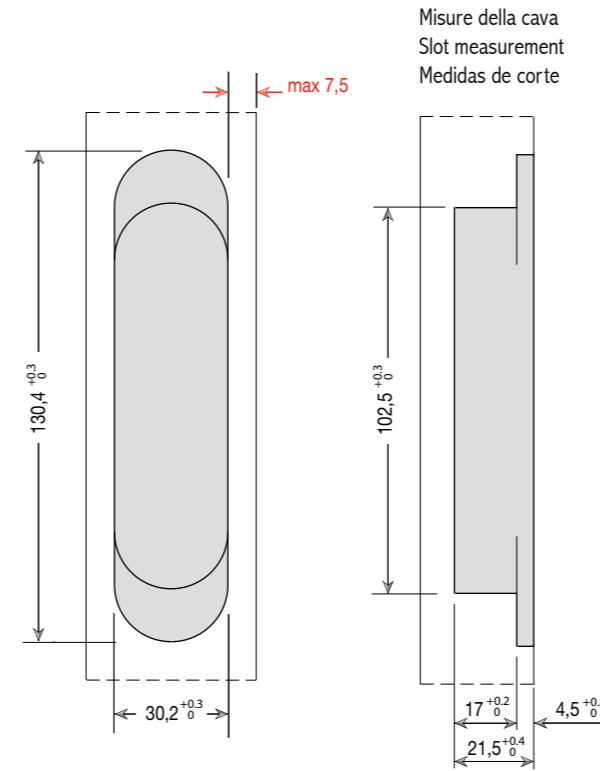
- Realizzata in zama in 11 diverse finiture
- Adatta per ante con spessore minimo di 35 mm
- Range di reversibilità elevato: centrale per ante da 35 a 45 mm di spessore
- Adatta in caso di uso di battiscopa o rivestimento fino a 15,5 mm
- Lunghezza totale 130 mm
- Profondità solo 21 mm
- Regolazione tridimensionale S.T.A.R.S.
- Portata fino a 70 kg
- Easy installation e simmetria di cava
- Rivista in estetica e funzionalità: più elegante e resistente all'ossidazione grazie alla nuova cassa esterna in zama zincata. Snodo evoluto per una migliore performance: movimento più fluido, deciso, durevole e ora certificato per porte fino a 1000 mm di larghezza

MAIN FEATURES:

- Manufactured in zamak in 11 different finishes
- Suitable for doors of 35 mm min. thickness
- Big reversibility range: central for doors from 35 to 45 mm thick
- Suitable in case of baseboard or claddings till 15,5 mm
- Total length 130 mm
- Depth 21 mm only
- 3D adjusting system S.T.A.R.S.
- Load capacity up to 70 kg
- Easy installation and slot symmetry
- Revised in aesthetics and operation: now more elegant and resistant to oxidation due to the new external case in zincated zamak. Joint evolved for better performance: smoother movement, extremely precise, durable and now certified for doors up to 1000 mm wide

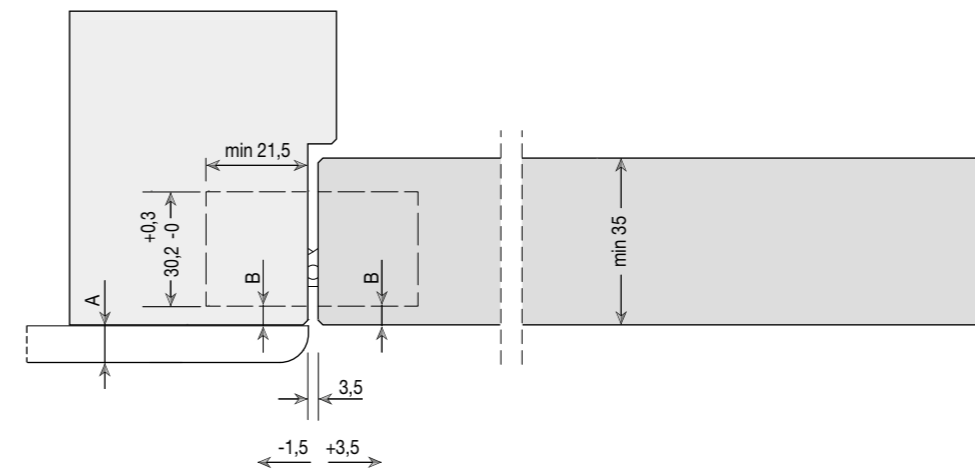
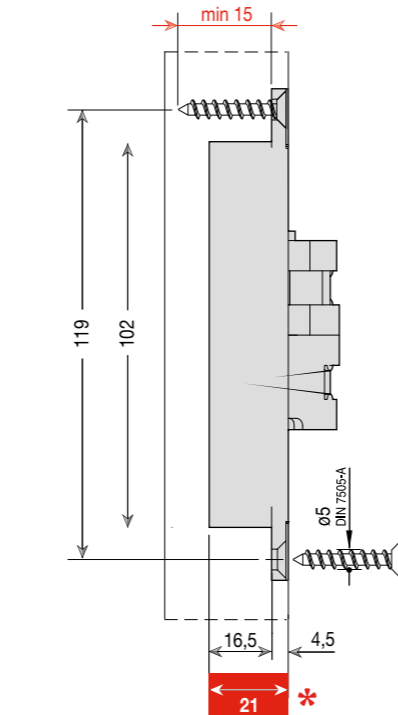
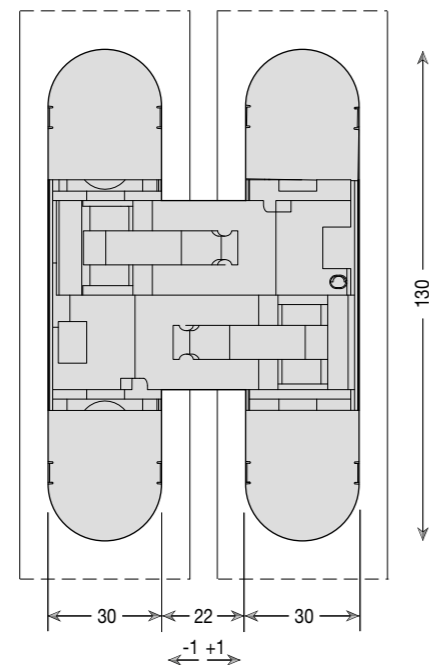
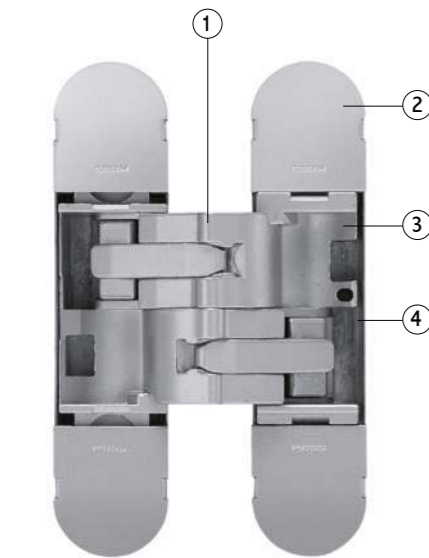
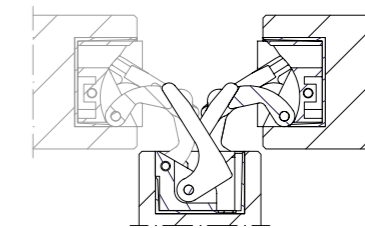
CARACTERÍSTICAS:

- Fabricada en zamak en 11 acabados diferentes
- Adapta para puertas con un espesor mínimo de 35 mm
- Grande rango de reversibilidad: central para puertas desde 35 hasta 45 mm de espesor
- Adapta en casos de zócalos u revestimientos hasta 15,5 mm
- Longitud total 130 mm
- Profundidad de solamente 21 mm
- Ajuste en 3D S.T.A.R.S.
- Capacidad de carga hasta 70 kg
- Easy installation y simetría de corte
- Revisada en estética y funcionalidad: ahora más elegante y resistente a la oxidación gracias a la nueva carcasa exterior en zamak cincado. Mecanismo evolucionado para un mejor rendimiento: movimiento más fluido, determinado, duradero y ahora certificada para puertas de hasta 1000 mm de ancho



REVERSIBILITÀ - REVERSIBILITY - REVERSIBILIDAD

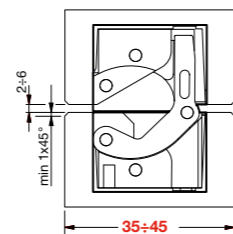
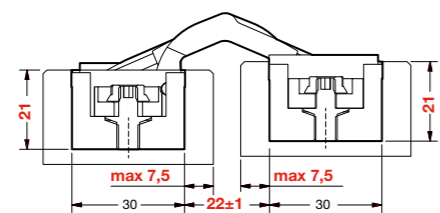
Reversibile per porte da 35 mm a 45 mm di spessore
Reversible for doors from 35 mm to 45 mm thick
Reversible para puertas de 35 mm hasta 45 mm de espesor



Sezione porta
Door cross-section
Sección de puerta

A	B
15,5	2,5
14,5	3
13,5	3,5
12	4
10	4,5
8	5

- ① Snodo realizzato in Zama
Mechanism manufactured in zinc-alloy
Mecanizado fabricado en zamak
- ② Covers in acciaio galvanizzato
Galvanized steel covers
Cover en acero galvanizado
- ③ Gabbia interna in Zama
Zinc-alloy internal body
Caja interna en zamak
- ④ Gabbia esterna in Zama
Zinc-alloy external body
Caja externa en zamak



* Profondità di cava contenuta - Small drilling depth - Baja profundidad de corte

SCHEMA DI PORTATA CON 2 CERNIERE
2 HINGES LOAD CAPACITY CHART

ALTEZZA PORTA (mm) DOOR HEIGHT (mm)	LARGHEZZA PORTA (mm) - DOOR WIDTH (mm)						
	700	800	900	1000	1100	1200	1300
2200	55	55	55	54	46	41	37
2100	55	55	55	50	43	39	36
2000	55	55	55	46	41	37	34
1900	55	55	50	43	38	35	33

Per porte fuori standard e utilizzi con chiudiporta, consultare l'approfondimento tecnico a pag.64
For special door sizes and use of door closer devices, please see the technical guidelines pag.66
Para puertas fuera estándar y usos con cierrapuertas, por favor vea la información técnica a pag.68

SCHEMA DI PORTATA CON 3 CERNIERE
3 HINGES LOAD CAPACITY CHART

ALTEZZA PORTA (mm) DOOR HEIGHT (mm)	LARGHEZZA PORTA (mm) - DOOR WIDTH (mm)							4 HINGES SUGGESTED
	700	800	900	1000	1100	1200	1300	
3000	70	70	70	70	70	70	70	
2900	70	70	70	70	70	70	70	
2800	70	70	70	70	70	70	65	
2700	70	70	70	70	70	70	61	
2600	70	70	70	70	70	66	57	
2500	70	70	70	70	70	61	54	
2400	70	70	70	70	67	57	51	
2300	70	70	70	70	62	54	48	
2200	70	70	70	68	57	50	46	
2100	70	70	70	62	53	47	44	
2000	70	70	70	57	50	45	42	



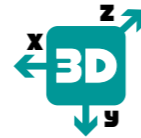
1130 inox

mm.134x24

Cod. CI001130 ACIOO

Cerniere invisibili regolabili per porte
Invisible adjustable hinges for doors
Bisagras invisibles ajustables para puertas

Pack. 4



CARATTERISTICHE:

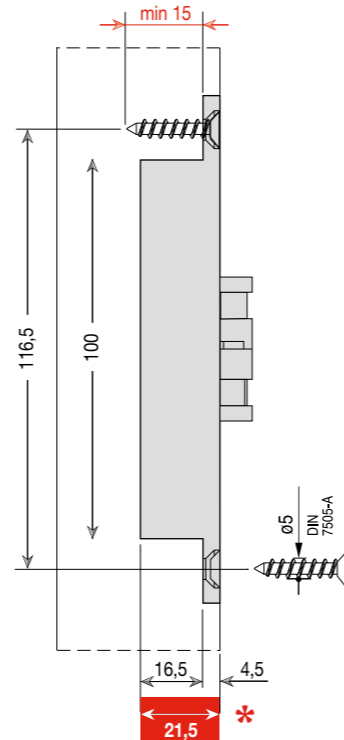
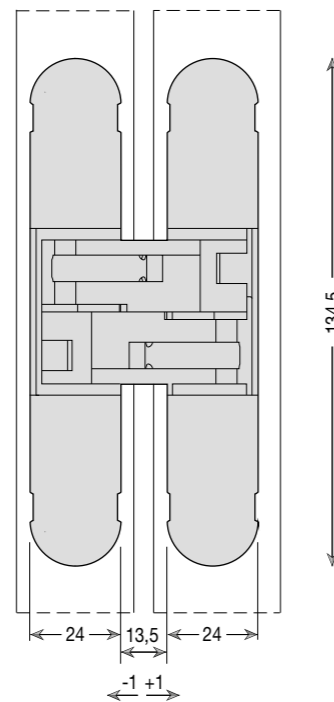
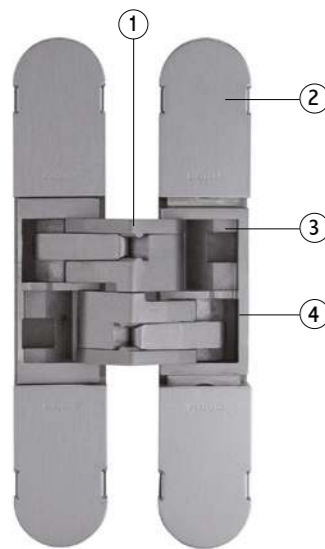
- Realizzata in acciaio Inox AISI 304 L
- Adatta per ante con spessore minimo di 30 mm
- Lunghezza totale 134,5 mm
- Profondità solo **21 mm**
- Regolazione tridimensionale S.T.A.R.S.
- Portata fino a 70 kg
- Easy installation e simmetria di cava

MAIN FEATURES:

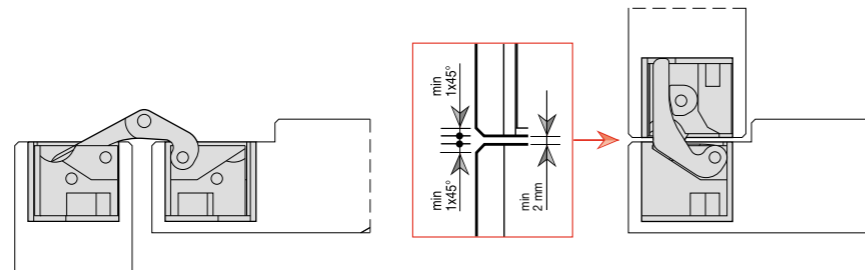
- Manufactured in Stainless steel AISI 304L
- Suitable for doors of 30 mm min. thickness
- Total length 134,5 mm
- Depth **21 mm** only
- 3D adjusting system S.T.A.R.S.
- Load Capacity up to 70 kg
- Easy installation and slot symmetry

CARACTERÍSTICAS:

- Fabricada en acero Inoxidable AISI 304L
- Adapta para puertas con un espesor mínimo de 30 mm
- Longitud total 134,5 mm
- Profundidad de solamente **21 mm**
- Ajuste en 3D S.T.A.R.S.
- Capacidad de carga hasta 70 kg
- Easy installation y simetría de corte

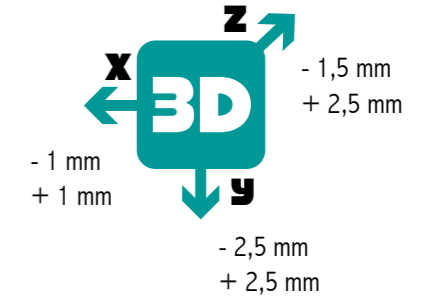
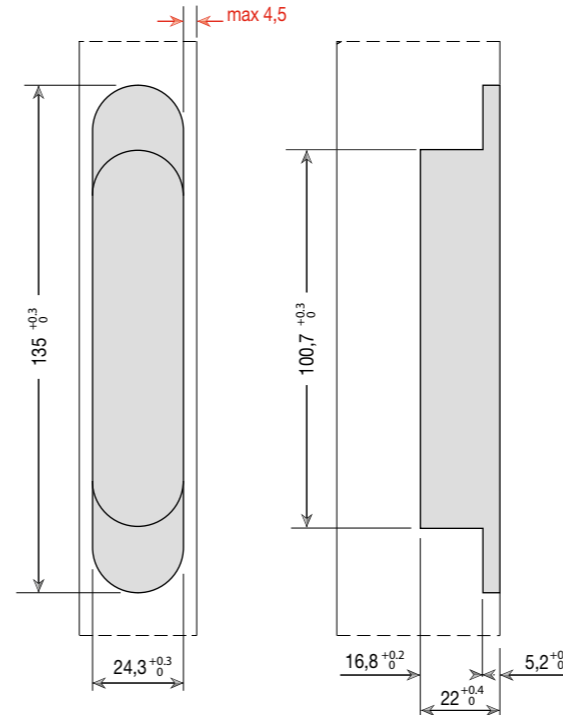


* Profondità di cava contenuta
Small drilling depth
Baja profundidad de corte



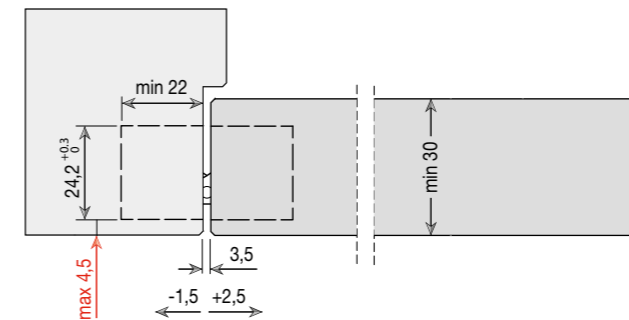
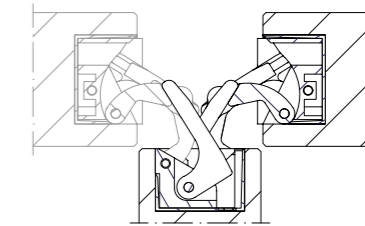
- 1 Snodo realizzato in acciaio inox AISI 304L
Machanism manufactured in stainless steel AISI 304L
Mecanizado fabricado en AISI 304L
- 2 Covers in acciaio inox AISI 304L
Covers in stainless steel AISI 304L
Cover en acero inoxidable AISI 304L
- 3 Gabbia interna in acciaio inox AISI 304L
Stainless steel AISI 304L internal body
Caja interna en acero inoxidable AISI 304L
- 4 Gabbia esterna in acciaio inox AISI 304L
Stainless steel AISI 304L external body
Caja externa en acero inoxidable AISI 304L

Misure della cava
Slot measurement
Medidas de corte



REVERSIBILITÀ - REVERSIBILITY - REVERSIBILIDAD

Reversibile per porte da 30 mm a 33 mm di spessore
Reversible for doors from 30 mm to 33 mm thick
Reversible para puertas de 30 mm hasta 33 mm de espesor



Sezione porta
Door cross-section
Sección de puerta

**SCHEMA DI PORTATA CON 2 CERNIERE
2 HINGES LOAD CAPACITY CHART**

ALTEZZA PORTA (mm) DOOR HEIGHT (mm)	LARGHEZZA PORTA (mm) - DOOR WIDTH (mm)						
	700	800	900	1000	1100	1200	1300
2200	55	55	55	54	46	41	37
2100	55	55	55	50	43	39	36
2000	55	55	55	46	41	37	34
1900	55	55	50	43	38	35	33

**SCHEMA DI PORTATA CON 3 CERNIERE
3 HINGES LOAD CAPACITY CHART**

ALTEZZA PORTA (mm) DOOR HEIGHT (mm)	LARGHEZZA PORTA (mm) - DOOR WIDTH (mm)							4 HINGES SUGGESTED
	700	800	900	1000	1100	1200	1300	
3000	70	70	70	70	70	70	70	
2900	70	70	70	70	70	70	70	
2800	70	70	70	70	70	70	65	
2700	70	70	70	70	70	70	61	
2600	70	70	70	70	70	66	57	
2500	70	70	70	70	70	61	54	
2400	70	70	70	70	67	57	51	
2300	70	70	70	70	62	54	48	
2200	70	70	70	68	57	50	46	
2100	70	70	70	62	53	47	44	
2000	70	70	70	57	50	45	42	

Per porte fuori standard e utilizzi con chiudiporta, consultare l'approfondimento tecnico a pag.64
For special door sizes and use of door closer devices, please see the technical guidelines pag.66
Para puertas fuera estándar y usos con cierrapuertas, por favor vea la información técnica a pag.68

1130s

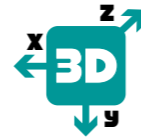
mm.134x24

Cod. C10S1130 xxx00

Disponibile in 11 finiture. Vedi aletta di copertina.
Available in 11 finishes. Please see the inside cover flap.
Disponibile in 11 acabados. Ver en la solapa.

Pack. 9

Cerniere invisibili regolabili per porte
Invisible adjustable hinges for doors
Bisagras invisibles ajustables para puertas



MAINTENANCEFREE

CARATTERISTICHE:

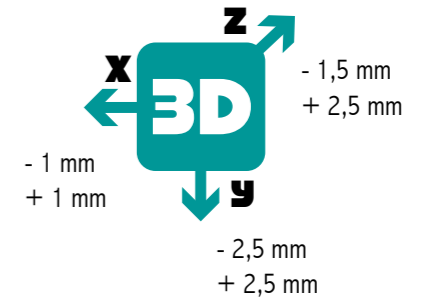
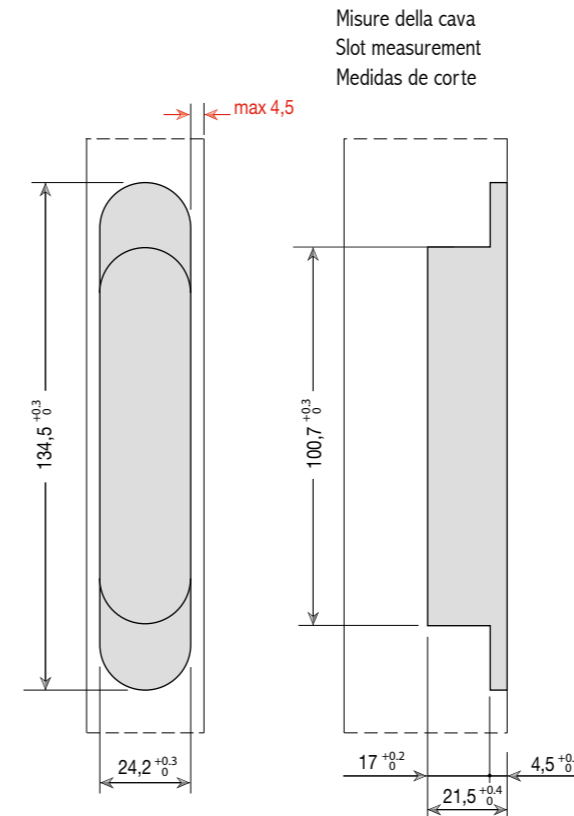
- Realizzata in zama in 11 diverse finiture
- Adatta per ante con spessore minimo di 30 mm
- Lunghezza totale 134 mm
- Profondità solo **21 mm**
- Regolazione tridimensionale S.T.A.R.S.
- Portata fino a 60 kg
- Easy installation e simmetria di cava
- Rivista in estetica e funzionalità: più elegante e resistente all'ossidazione grazie alla nuova cassa esterna in zama zincata. Snodo evoluto per una migliore performance: movimento più fluido, deciso, durevole e ora certificato per porte fino a 1000 mm di larghezza

MAIN FEATURES:

- Manufactured in zamak in 11 different finishes
- Suitable for doors of 30 mm min. thickness
- Total length 134 mm
- Depth **21 mm** only
- 3D adjusting system S.T.A.R.S.
- Load Capacity up to 60 kg
- Easy installation and slot symmetry
- Revised in aesthetics and operation: now more elegant and resistant to oxidation due to the new external case in zincated zamak. Joint evolved for better performance: smoother movement, extremely precise, durable and now certified for doors up to 1000 mm wide

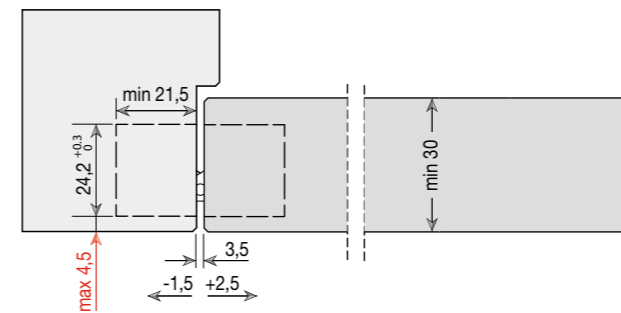
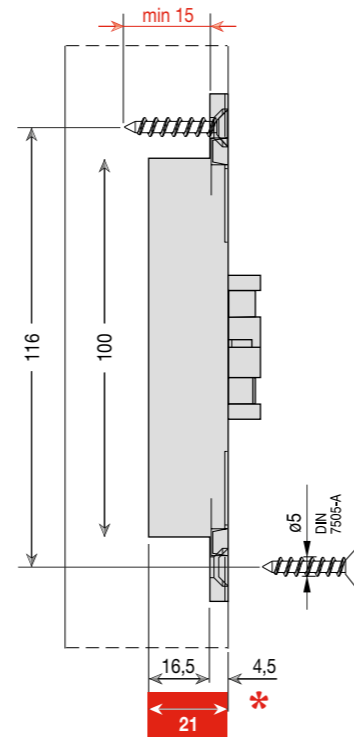
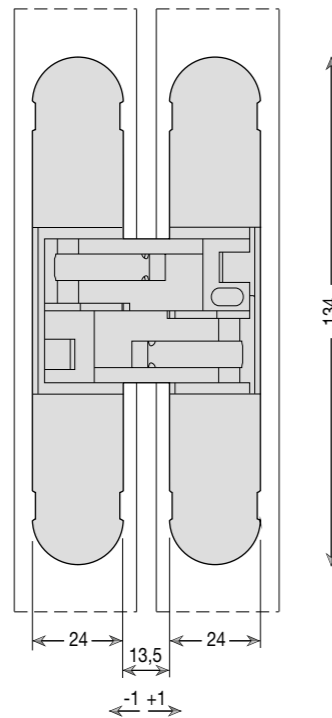
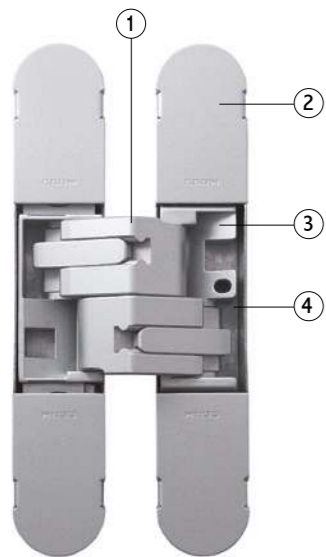
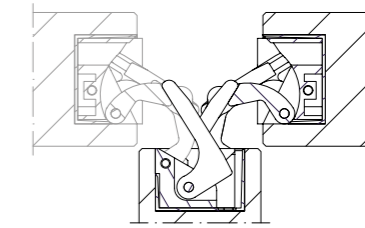
CARACTERÍSTICAS:

- Fabricada en zamak en 11 acabados diferentes
- Adapta para puertas con un espesor mínimo de 30 mm
- Longitud total 134 mm
- profundidad de solamente **21 mm**
- Ajuste en 3D S.T.A.R.S.
- Capacidad de carga hasta 60 kg
- Easy installation y simetría de corte
- Revisada en estética y funcionalidad: ahora más elegante y resistente a la oxidación gracias a la nueva carcasa exterior en zamak cincado. Mecanismo evolucionado para un mejor rendimiento: movimiento más fluido, determinado, duradero y ahora certificada para puertas de hasta 1000 mm de ancho



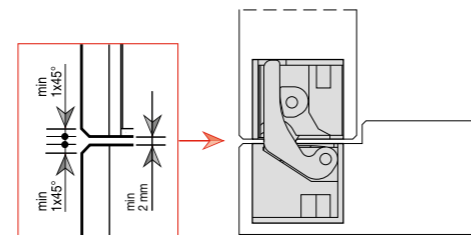
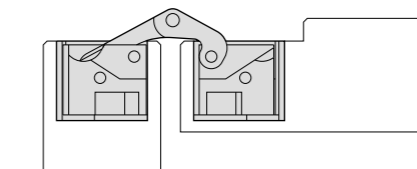
REVERSIBILITÀ - REVERSIBILITY - REVERSIBILIDAD

Reversibile per porte da 30 mm a 33 mm di spessore
Reversible for doors from 30 mm to 33 mm thick
Reversible para puertas de 30 mm hasta 33 mm de espesor



Sezione porta
Door cross-section
Sección de puerta

- ① Snodo realizzato in Zama
Mechanism manufactured in zinc-alloy
Mecanizado fabricado en zamak
- ② Covers in acciaio galvanizzato
Galvanized steel covers
Cover en acero galvanizado
- ③ Gabbia interna in Zama
Zinc-alloy internal body
Caja interna en zamak
- ④ Gabbia esterna in Zama
Zinc-alloy external body
Caja externa en zamak



* Profondità di cava contenuta - Small drilling depth - Baja profundidad de corte

SCHEMA DI PORTATA CON 2 CERNIERE
2 HINGES LOAD CAPACITY CHART

ALTEZZA PORTA (mm) DOOR HEIGHT (mm)	LARGHEZZA PORTA (mm) - DOOR WIDTH (mm)						
	700	800	900	1000	1100	1200	1300
2200	40	40	40	40	34	30	27
2100	40	40	40	36	31	28	26
2000	40	40	40	34	30	27	25
1900	40	40	37	31	28	26	24

Per porte fuori standard e utilizzi con chiudiporta, consultare l'approfondimento tecnico a pag.64
For special door sizes and use of door closer devices, please see the technical guidelines pag.66
Para puertas fuera estándar y usos con cierrapuertas, por favor vea la información técnica a pag.68

SCHEMA DI PORTATA CON 3 CERNIERE
3 HINGES LOAD CAPACITY CHART

ALTEZZA PORTA (mm) DOOR HEIGHT (mm)	LARGHEZZA PORTA (mm) - DOOR WIDTH (mm)							4 HINGES SUGGESTED
	700	800	900	1000	1100	1200	1300	
3000	60	60	60	60	60	60	60	4 HINGES SUGGESTED
2900	60	60	60	60	60	60	60	
2800	60	60	60	60	60	60	56	
2700	60	60	60	60	60	60	52	
2600	60	60	60	60	60	57	49	
2500	60	60	60	60	60	53	46	
2400	60	60	60	60	58	49	44	
2300	60	60	60	60	53	46	41	
2200	60	60	60	59	49	43	39	
2100	60	60	60	53	46	41	37	
2000	60	60	60	49	43	39	36	

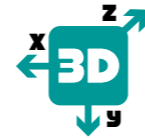


1235s

mm.130x30

Cod. C10S1235 NIKOO
 Cod. C10S1235 ARGOO
 Cod. C10S1235 VNOOO

Cerniere invisibili regolabili per porte
 Invisible adjustable hinges for doors
 Bisagras invisibles ajustables para puertas



MAINTENANCEFREE

CARATTERISTICHE:

- Il giusto compromesso tra resistenza e leggerezza: 1235s è il modello "ibrido" realizzato principalmente in Zama con gabbie interne in fibra di vetro.
- Adatta per ante con spessore minimo di 35 mm
- Range di reversibilità elevato: centrale per ante da 35 a 45 mm di spessore
- Adatta in caso di uso di battiscopa o rivestimento fino a 15,5 mm
- Lunghezza totale 130 mm
- Profondità solo 21 mm
- Regolazione tridimensionale S.T.A.R.S.
- Portata fino a 60 kg
- Easy installation e simmetria di cava
- Resistente e Ultralight: solo 445 g

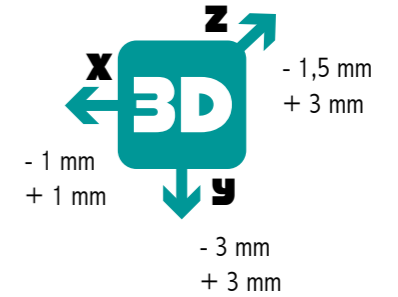
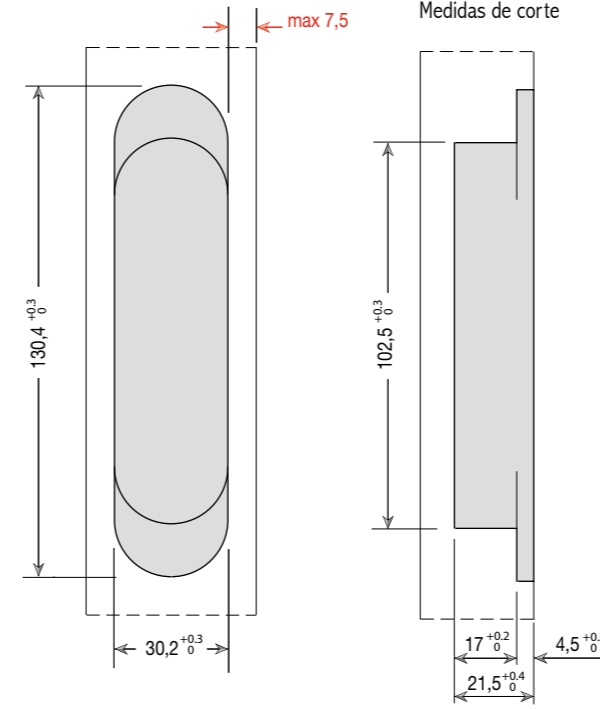
MAIN FEATURES:

- The perfect compromise between strength and lightness: 1235s is the "hybrid" model, mainly manufactured in zamak with internal body in fibreglass.
- Suitable for doors of 35 mm min. thickness
- Big reversibility range: central for doors from 35 to 45 mm thick
- Suitable in case of baseboard or claddings till 15,5 mm
- Total length 130 mm
- Depth 21 mm only
- 3D adjusting system S.T.A.R.S.
- Load capacity up to 60 kg
- Easy installation and slot symmetry
- Tough and Ultralight: just 445 g

CARACTERÍSTICAS:

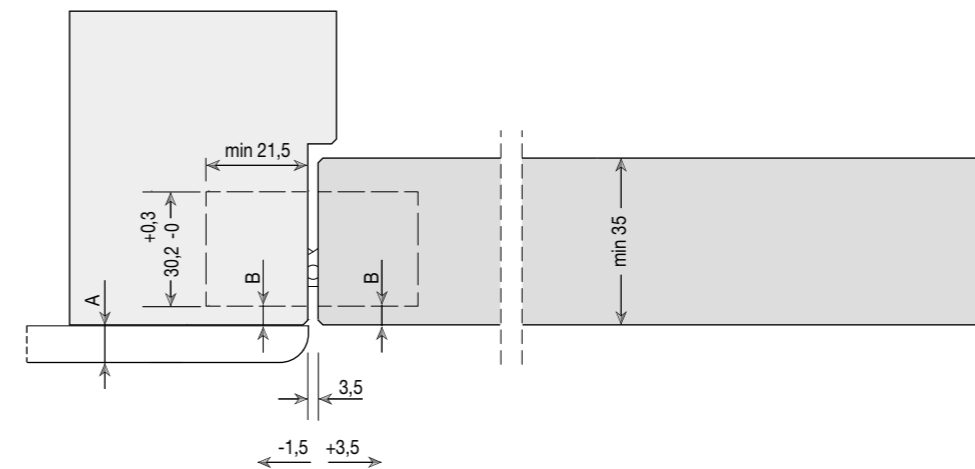
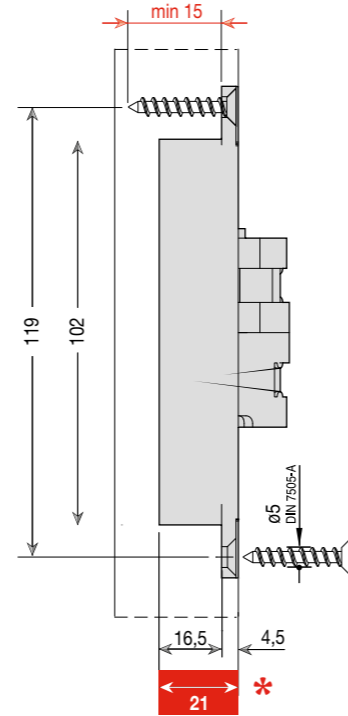
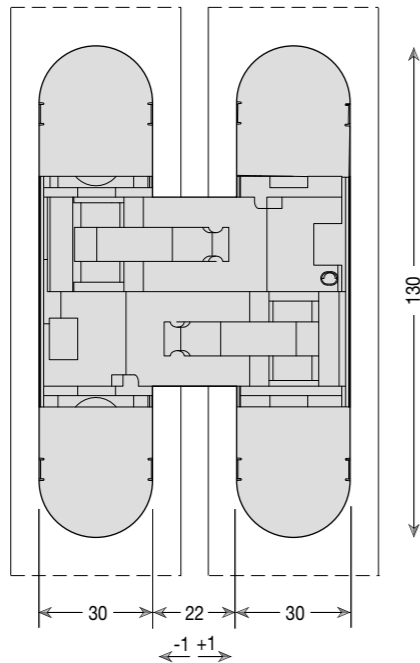
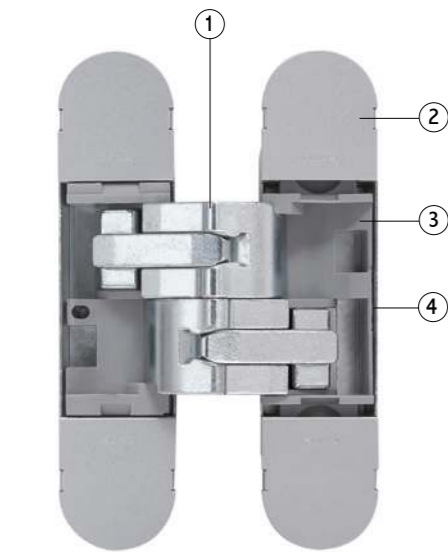
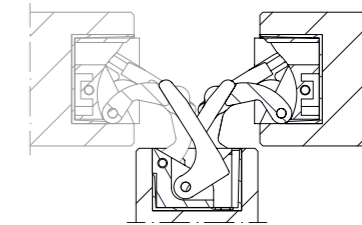
- El perfecto compromiso entre fuerza y levedad: 1235s es el modelo "ibrido" hecho principalmente de zamak con cajas internas en fibra de vidrio
- Adapta para puertas con un espesor mínimo de 35 mm
- Grande rango de reversibilidad: central para puertas desde 35 hasta 45 mm de espesor
- Adapta en casos de zócalos o revestimientos hasta 15,5 mm
- Longitud total 130 mm
- Profundidad de solamente 21 mm
- Ajuste en 3D S.T.A.R.S.
- Capacidad de carga hasta 60 kg
- Easy installation y simetría de corte
- Resistente y Ultralight: solamente 445 g

Misure della cava
 Slot measurement
 Medidas de corte



REVERSIBILITÀ - REVERSIBILITY - REVERSIBILIDAD

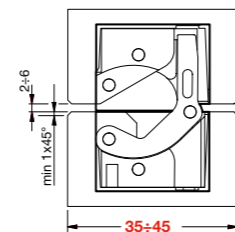
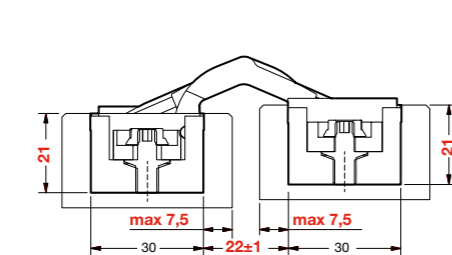
Reversibile per porte da 35 mm a 45 mm di spessore
 Reversible for doors from 35 mm to 45 mm thick
 Reversible para puertas de 35 mm hasta 45 mm de espesor



Sezione porta
 Door cross-section
 Sección de puerta

A	B
15,5	2,5
14,5	3
13,5	3,5
12	4
10	4,5
8	5

- ① Snodo realizzato in Zama
 Mechanism manufactured in zinc-alloy
 Mecanizado fabricado en zamak
- ② Covers in acciaio galvanizzato
 Galvanized steel covers
 Cover en acero galvanizado
- ③ Gabbia interna in fibra di vetro
 Fibreglass internal body
 Caja interna en fibra de vidrio
- ④ Gabbia esterna in Zama
 Zinc-alloy external body
 Caja externa en zamak



* Profondità di cava contenuta - Small drilling depth - Baja profundidad de corte

SCHEMA DI PORTATA CON 2 CERNIERE
 2 HINGES LOAD CAPACITY CHART

ALTEZZA PORTA (mm) DOOR HEIGHT (mm)	LARGHEZZA PORTA (mm) - DOOR WIDTH (mm)						
	700	800	900	1000	1100	1200	1300
2200	45	45	45	44	38	33	30
2100	45	45	45	41	35	32	29
2000	45	45	45	38	33	30	28
1900	45	45	41	35	31	29	27

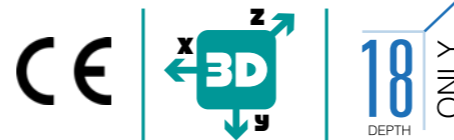
SCHEMA DI PORTATA CON 3 CERNIERE
 3 HINGES LOAD CAPACITY CHART

ALTEZZA PORTA (mm) DOOR HEIGHT (mm)	LARGHEZZA PORTA (mm) - DOOR WIDTH (mm)							4 HINGES SUGGESTED
	700	800	900	1000	1100	1200	1300	
3000	60	60	60	60	60	60	60	
2900	60	60	60	60	60	60	60	
2800	60	60	60	60	60	60	56	
2700	60	60	60	60	60	60	52	
2600	60	60	60	60	60	56	49	
2500	60	60	60	60	60	52	46	
2400	60	60	60	60	57	49	43	
2300	60	60	60	60	53	46	41	
2200	60	60	60	58	49	43	39	
2100	60	60	60	53	45	40	37	
2000	60	60	60	49	42	38	35	

Per porte fuori standard e utilizzi con chiudiporta, consultare l'approfondimento tecnico a pag.64
 For special door sizes and use of door closer devices, please see the technical guidelines pag.66
 Para puertas fuera estándar y usos con cierrapuertas, por favor vea la información técnica a pág.68

1129
mm.100x22

Cerniere invisibili regolabili per porte
Invisible adjustable hinges for doors
Bisagras invisibles ajustables para puertas



Cod. CI001129 xxx00

Disponibile in 9 finiture. Vedi aletta di copertina.
Available in 9 finishes. Please see the inside cover flap.
Disponibile in 9 acabados. Ver en la solapa.

Pack. 9

CARATTERISTICHE:

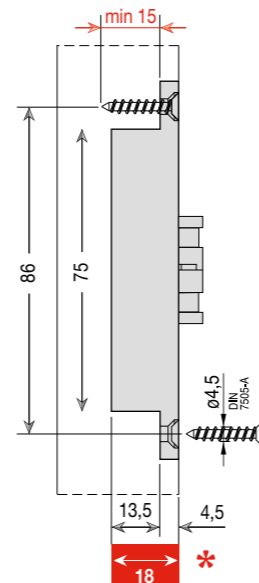
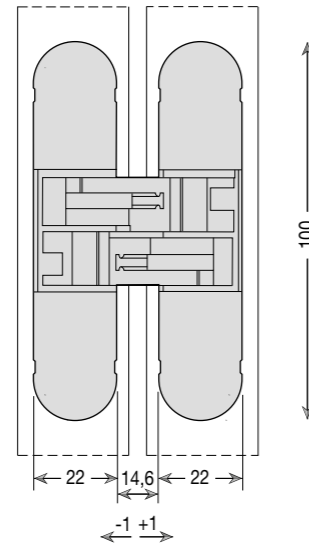
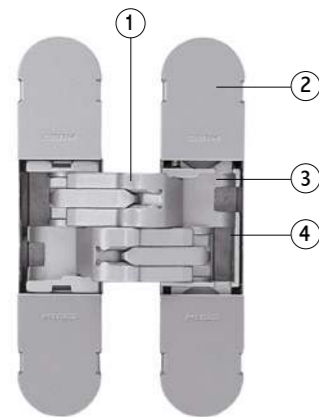
- Realizzata in zama in 9 diverse finiture
- Adatta ad ante con spessore minimo di 28 mm
- Lunghezza totale 100 mm
- Profondità solo 18 mm "la meno ingombrante sul mercato"
- Regolazione tridimensionale S.T.A.R.S.
- Portata fino a 38 kg
- Easy installation e simmetria di cava

MAIN FEATURES:

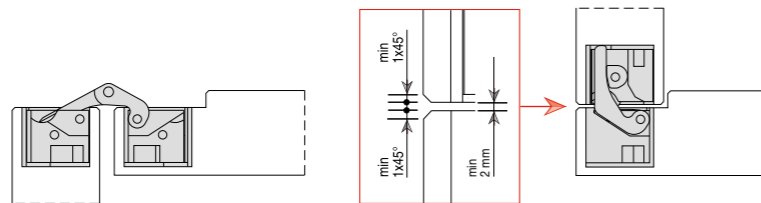
- Manufactured in zamak in 9 different finishes
- Suitable for doors of 28 mm min. thickness
- Total length 100 mm
- Depth 18 mm "the smallest on the market"
- 3D adjusting system S.T.A.R.S.
- Load capacity up to 38 kg
- Easy installation and slot symmetry

CARACTERÍSTICAS:

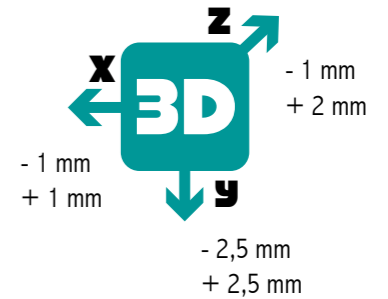
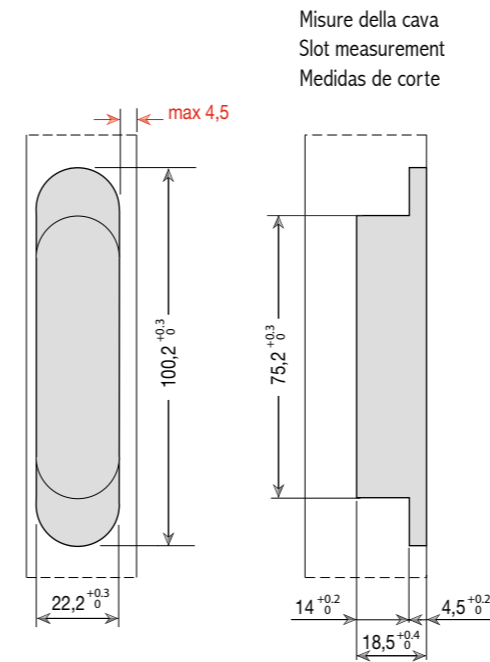
- Fabricada en zamak en 9 acabados diferentes
- Adapta para puertas con un espesor mínimo de 28 mm
- Longitud total 100 mm
- Profundidad de solamente 18 mm "la menor en el mercado"
- Ajuste en 3D S.T.A.R.S.
- Capacidad de carga hasta 38 kg
- Easy installation y simetría de corte



* Profondità di cava contenuta
Small drilling depth
Baja profundidad de corte

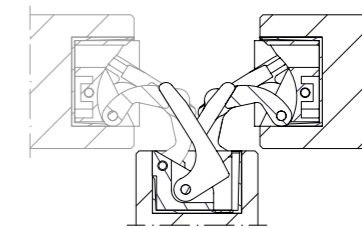


- 1 Snodo realizzato in Zama
Mechanism manufactured in zinc-alloy
Mecanizado fabricado en zamak
- 2 Covers in acciaio galvanizzato
Galvanized steel covers
Cover en acero galvanizado
- 3 Gabbia interna in Zama
Zinc-alloy internal body
Caja interna en zamak
- 4 Gabbia esterna in Zama
Zinc-alloy external body
Caja esterna en zamak

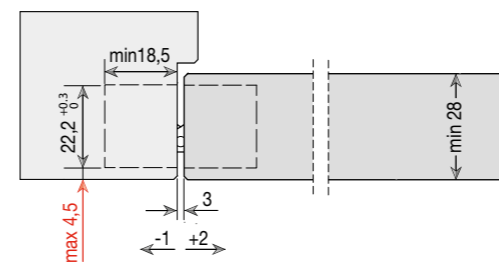


REVERSIBILITÀ - REVERSIBILITY - REVERSIBILIDAD

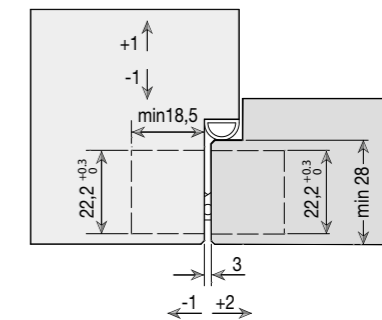
Reversibile per porte da 28 mm a 31 mm di spessore
Reversible for doors from 28 mm to 31 mm thick
Reversible para puertas de 28 mm hasta 31 mm de espesor



Sezione porta raso senza battuta
Unrebated flush door cross-section
Sección puerta enrasada



Sezione porta raso con battuta.
Rebated flush door cross-section
Sección puerta enrasada y solapada



SCHEMA DI PORTATA CON 2 CERNIERE
2 HINGES LOAD CAPACITY CHART

ALTEZZA PORTA (mm) DOOR HEIGHT (mm)	LARGHEZZA PORTA (mm) - DOOR WIDTH (mm)						
	700	800	900	1000	1100	1200	1300
2200	25	25	25	25	21	19	17
2100	25	25	25	23	20	18	16
2000	25	25	25	21	18	17	16
1900	25	25	23	19	17	16	15

SCHEMA DI PORTATA CON 3 CERNIERE
3 HINGES LOAD CAPACITY CHART

ALTEZZA PORTA (mm) DOOR HEIGHT (mm)	LARGHEZZA PORTA (mm) - DOOR WIDTH (mm)							4 HINGES SUGGESTED
	700	800	900	1000	1100	1200	1300	
2500	38	38	38	38	38	33	29	
2400	38	38	38	38	37	31	28	
2300	38	38	38	38	34	29	26	
2200	38	38	38	37	31	27	25	
2100	38	38	38	34	29	26	24	
2000	38	38	38	31	27	24	23	

Per porte fuori standard e utilizzi con chiudiporta, consultare l'approfondimento tecnico a pag.64
For special door sizes and use of door closer devices, please see the technical guidelines pag.66
Para puertas fuera estándar y usos con cierrapuertas, por favor vea la información técnica a pag.68

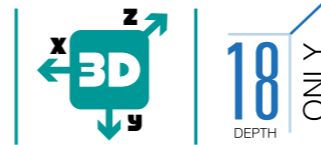
1229

mm.100x22

Cod. CI001229 NIKOO
Cod. CI001229 ARG00
Cod. CI001229 VNO00

Cerniere invisibili regolabili per porte
Invisible adjustable hinges for doors
Bisagras invisibles ajustables para puertas

Pack. 72



CARATTERISTICHE:

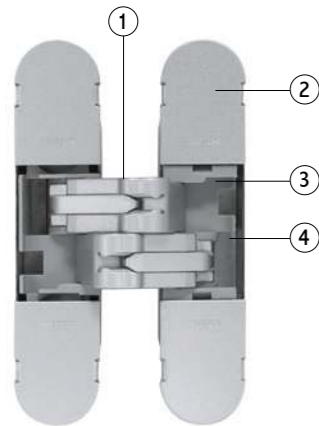
- Il giusto compromesso tra resistenza e leggerezza: 1229 è il modello "ibrido" realizzato principalmente in Zama con gabbie interne in fibra di vetro
- Adatta per ante con spessore minimo di 28 mm
- Lunghezza totale 100 mm
- Profondità solo **18 mm** "la meno ingombrante sul mercato"
- Regolazione tridimensionale S.T.A.R.S.
- Portata fino a 34 kg
- Easy installation e simmetria di cava
- Resistente e Ultralight: solo 209 g

MAIN FEATURES:

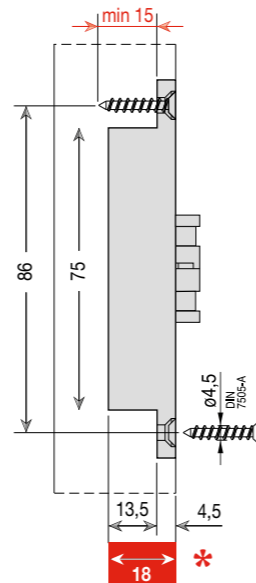
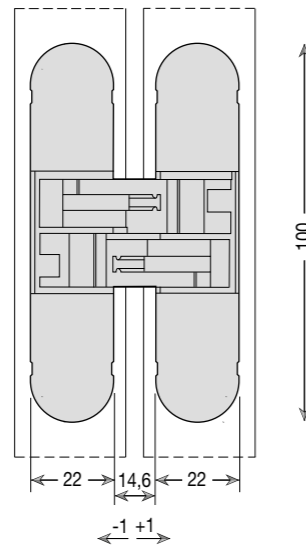
- The perfect compromise between strength and lightness: 1229 is the "hybrid" model, mainly manufactured in zamak with internal body in fibreglass
- Suitable for doors of 28 mm min. thickness
- Total length 100 mm
- Depth **18 mm** only "the smallest on the market"
- 3D adjusting system S.T.A.R.S.
- Load capacity up to 34 kg
- Easy installation and slot symmetry
- Tough and Ultralight: just 209 g

CARACTERÍSTICAS:

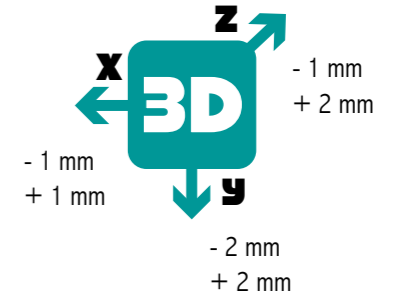
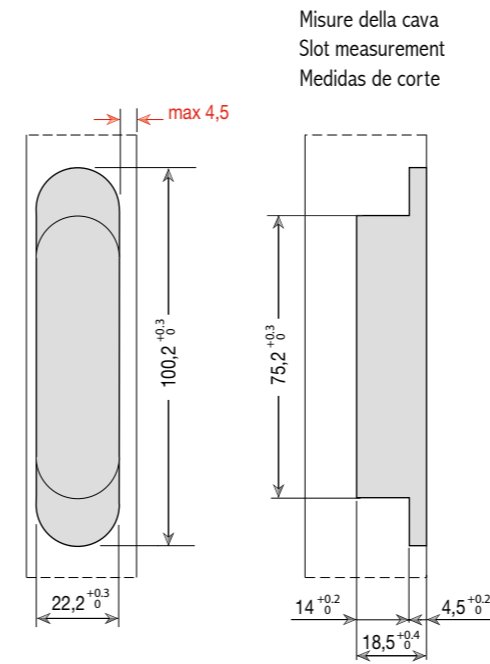
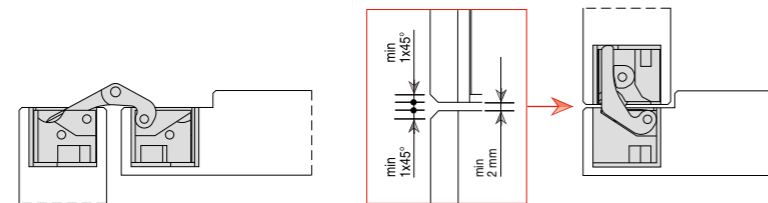
- El perfecto compromiso entre fuerza y levedad: 1229 es el modelo "ibrido" hecho principalmente de zamak con cajas internas en fibra de vidrio.
- Adapta para puertas con un espesor mínimo de 28 mm
- Longitud total 100 mm
- Profundidad de solamente **18 mm** "la menor en el mercado"
- Ajuste en 3D S.T.A.R.S.
- Capacidad de carga hasta 34 kg
- Easy installation y simetría de corte
- Resistente y Ultralight: solamente 209 g



- ① Snodo realizzato in Zama
Machanism manufactured in zinc-alloy
Mecanizado fabricado en zamak
- ② Covers in acciaio galvanizzato
Galvanized steel covers
Cover en acero galvanizado
- ③ Gabbia interna in fibra di vetro
Fibreglass internal body
Caja interna en fibra de vidrio
- ④ Gabbia esterna in Zama
Zinc-alloy external body
Caja externa en zamak

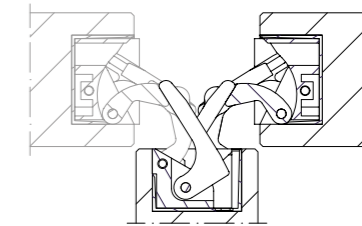


* Profondità di cava contenuta
Small drilling depth
Baja profundidad de corte

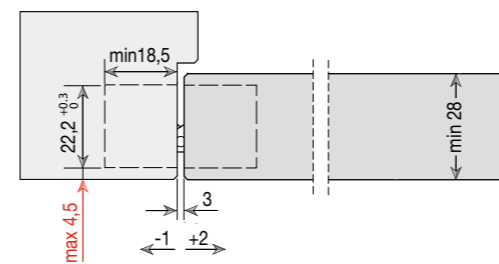


REVERSIBILITÀ - REVERSIBILITY - REVERSIBILIDAD

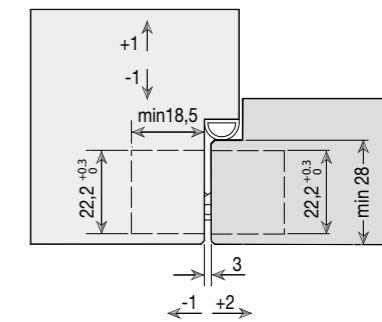
Reversibile per porte da 28 mm a 31 mm di spessore
Reversible for doors from 28 mm to 31 mm thick
Reversible para puertas de 28 mm hasta 31 mm de espesor



Sezione porta raso senza battuta
Unrebated flush door cross-section
Sección puerta enrasada



Sezione porta raso con battuta.
Rebated flush door cross-section
Sección puerta enrasada y solapada



**SCHEMA DI PORTATA CON 2 CERNIERE
2 HINGES LOAD CAPACITY CHART**

ALTEZZA PORTA (mm) DOOR HEIGHT (mm)	2200	22	22	22	22	19	16	15
2100	22	22	22	20	17	16	14	
2000	22	22	22	19	16	15	14	
1900	22	22	20	17	15	14	13	
		700	800	900	1000	1100	1200	1300
		LARGHEZZA PORTA (mm) - DOOR WIDTH (mm)						

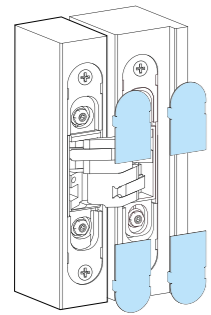
**SCHEMA DI PORTATA CON 3 CERNIERE
3 HINGES LOAD CAPACITY CHART**

ALTEZZA PORTA (mm) DOOR HEIGHT (mm)	2500	34	34	34	34	34	30	26	4 HINGES SUGGESTED
2400	34	34	34	34	33	28	25		
2300	34	34	34	34	30	26	23		
2200	34	34	34	33	28	24	22		
2100	34	34	34	30	26	23	21		
2000	34	34	34	28	24	22	20		
		700	800	900	1000	1100	1200	1300	
		LARGHEZZA PORTA (mm) - DOOR WIDTH (mm)							

Per porte fuori standard e utilizzi con chiudiporta, consultare l'approfondimento tecnico a pag.64
For special door sizes and use of door closer devices, please see the technical guidelines pag.66
Para puertas fuera estándar y usos con cierrapuertas, por favor vea la información técnica a pag.68

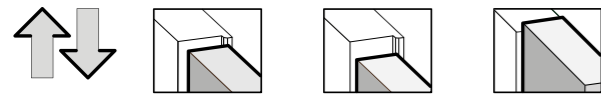
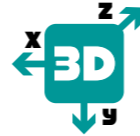
Linee guida di regolazione

Adjustment guidelines
Guia general de ajuste

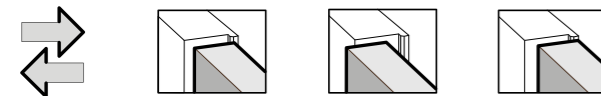
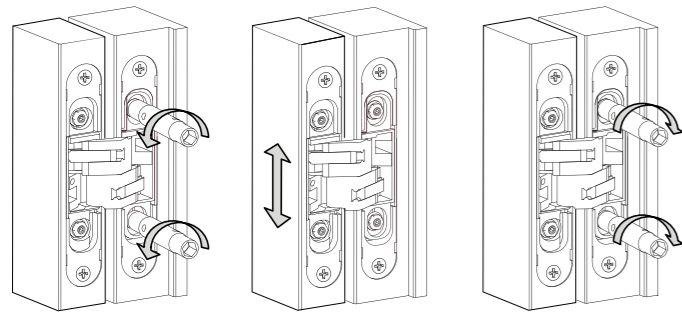
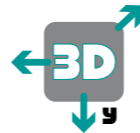


- 1131s
- 1230s
- 1130 inox
- 1130s
- 1235s
- 1129
- 1229

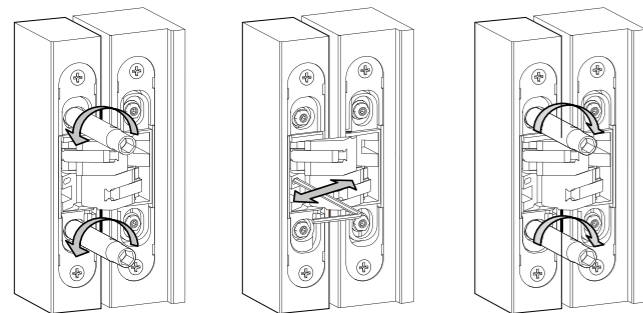
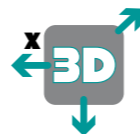
Cerniere invisibili regolabili per porte
Invisible adjustable hinges for doors
Bisagras invisibles ajustables para puertas



Regolazione verticale
Vertical adjustment
Ajuste vertical



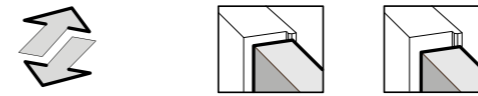
Regolazione orizzontale
Horizontal adjustment
Ajuste horizontal



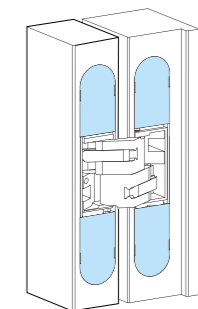
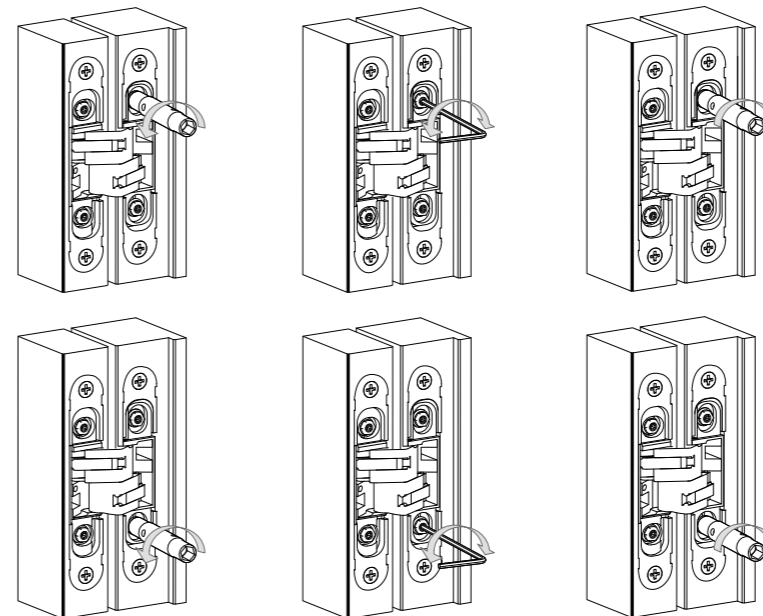
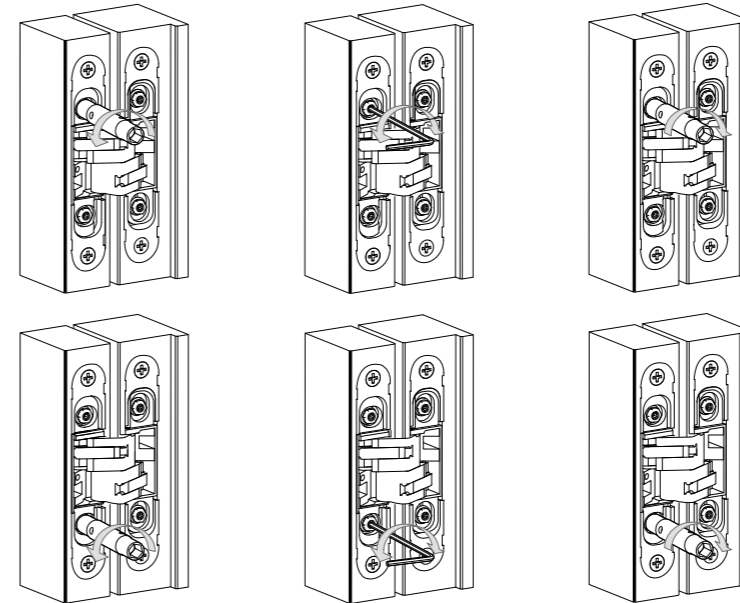
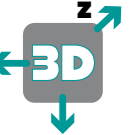
Adjustment Video



Drilling template Video



Regolazione in profondità
Depth adjustment
Ajuste de profundidad





NIK

Nichelato
Nickel-plated
Niquelado



COP

Cromo opaco
Matt chrome
Cromo mate



ARG

Verniciato argento
Silver painted
Plateado



ZWR

Zincato/argento resistente
ad acqua
Zinc/silver Water resistant
Zinc/plata resistente a humedad



NKS

Nichel satinato
Satin nickel
Niquel satinado



VCH

Verniciato champagne
Champagne painted
Champagne



BIA

Verniciato bianco
White varnished
Blanco pintado



VNO

Verniciato nero opaco
Matt black painted
Negro mate



BRO

Bronzato
Matt bronzed
Bronce oscuro



NNE

Nichel nero
Matt nickel
Niquel mate



OTT

Ottonato
Brass-plated
Laton

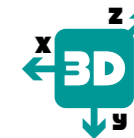


BRS

Bronzo spazzolato
Antique satin bronzed
Bronce antiguo satinado

Finiture - Finishes - Acabados

Scegli la finitura, crea il tuo codice
Choose the finish, create your code
Elija un acabado, crea el código



	Cod. 1432	Cod. 1432W	Cod. 1431	Cod. 1418	Cod. 1430	Cod. 1430WB	Cod. 1429	Cod. 929	Cod. 1131s	Cod. 1230s	Cod. 1130s	Cod. 1235s	Cod. 1129	Cod. 1229
NIK00	✓	✓	✓	✓	✓	✓	✓	✓	✓	✓	✓	✓	✓	✓
COP00	✓	✓	✓	✓	✓	✓			✓	✓	✓		✓	
ARG00	✓	✓	✓	✓	✓	✓	✓	✓	✓	✓	✓	✓	✓	✓
ZWR00	✓	✓	✓	✓	✓	✓			✓	✓	✓		✓	
NKS00	✓	✓	✓	✓	✓	✓			✓	✓	✓			
VCH00	✓	✓	✓	✓	✓	✓			✓	✓	✓		✓	
BIA00	✓	✓	✓	✓	✓	✓	✓	✓						
VNO00	✓	✓	✓	✓	✓	✓	✓	✓	✓	✓	✓	✓	✓	✓
BRO00	✓	✓	✓	✓	✓	✓		✓	✓	✓	✓		✓	
NNE00	✓	✓	✓	✓	✓	✓			✓	✓	✓		✓	
OTT00	✓	✓	✓	✓	✓	✓		✓	✓	✓	✓		✓	
BRS00	✓	✓	✓	✓	✓	✓			✓	✓	✓			

Produciamo, verniciamo e galvanizziamo con cura, esclusivamente in Italia, tutte le nostre cerniere. Sono 12 le finiture standard disponibili a magazzino ma produciamo anche finiture su misura per incontrare le esigenze dell'architettura moderna.

We manufacture, varnish and galvanize with care, exclusively in Italy, all our hinges. 12 are the standard available finishes but we're also able to produce on-demand finishes to meet the needs of the modern architecture.

Producimos, barnizamos y galvanizamos todas nuestras bisagras con cuidado, exclusivamente en Italia. Tenemos 12 acabados estándar disponibles en stock, pero también podemos personalizar acabados para satisfacer los deseos de la arquitectura moderna.

Strutture per test meccanici interni

Structures for internal mechanical testing

Estructuras para ensayos mecanicos internos

DURABILITÀ	200.000 cicli da 0 a 90°		Verifica cedimenti
DEFORMAZIONE SOTTO CARICO	Peso porta doppio della portata	n. cicli 5 da 0÷90° • 5 da 0÷180°	Verifica cedimenti
SOVRACCARICO	Peso porta triplo della portata	Aperta a 90° per 60"	Verifica cedimenti
COPPIA DI ATTRITO	Peso porta come tabella	30 cicli da 0÷180°	Verifica attriti ogni 30° fino a 180°
DURABILITY	200.000 cycles at 0÷90°		Yielding verification
DEFORMATION UNDER LOAD	Door weight double than its load-bearing capacity	5 cycles at 0÷90° • 5 cycles at 0÷180°	Yielding verification
OVERLOAD	Door weight triple than its load-bearing capacity	Open at 90° for 60"	Yielding verification
FRICITION TORQUE	Door weight as per load-bearing chart	30 cycles from 0÷180°	Friction check every 30° up to 180°
DURABILIDAD	200.000 ciclos de 0÷90°		Comprobación caimientos
DEFORMACION BAJO CARGA	Peso de la puerta doble de su capacidad	n. 5 ciclos de 0 a 90° • 5 de 0 a 180°	Comprobación caimientos
SOBRECARGA	Peso de la puerta triple de la capacidad	Abierta a 90° a 60"	Comprobación caimientos
FRICCIÓN DE TORQUE	Peso de la puerta conforme al diagrama	30 ciclos de 0°÷180°	Comprobar la fricción cada 30° hasta 180°

Struttura costruita in conformità al documento ICIM 70R070 con riferimento alle norme EN 1935:2002

Structure built in conformity to ICIM document no. 70R070 with reference to EN 1935:2002 standards

Estructura conforme con el documento ICIM 70R070 con referencia a las normas EN 1935:2002



Dati essenziali - Fact sheet - Datos esenciales

MODELLO MODEL	MATERIALE MATERIAL	FINITURE FINISHES	DIMENSIONI H - L - P DIMENSION L - W - D	SPESSORE MINIMO DELLA PORTA MINIMUM DOOR THICKNESS	LATI SIMMETRICI SYMMETRIC SIDES	ADATTA A PORTE CON LA BATTUTA SUITABLE FOR REBATED DOORS	RANGE DI REVERSIBILITÀ RANGE OF REVERSIBILITY mm.	PORTATA Kg. LOAD CAPACITY Kg.		FIREPROOF min.
								2 cerniere 2 hinges	3 cerniere 3 hinges	
1432	Zama e alluminio Zamak and aluminium	12	230 x 32 x 32	38	✓		38-45	180	215	
1432W	Zama e alluminio Zamak and aluminium	12	230 x 32 x 32	38	✓		Not available	160	195	
1431 ^{CE}	Zama Zamak	12	180 x 32 x 29	38	✓		38-45	120	135	
1418	Zama Zamak	12	150 x 30 x 28/42,5	35			Not available	80	100	
1430 ^{CE}	Zama Zamak	12	128 x 22 x 21	28	✓	✓	28-34	50	65	
1430WB	Zama Zamak	12	128 x 22/32 x 21	38			38-44	50	65	
1429	Fibra di vetro e Zama Fiberglass and Zamak	4	128 x 22 x 21	28	✓	✓	28-34	35	50	
929	Fibra di vetro e Zama Fiberglass and Zamak	6	76 x 14 x 15/19	18		✓	Not available	14	18	

1131s ^{CE}	Zama Zamak	11	160 x 32 x 29	38	✓		38-46	80	120	
1230s ^{CE}	Zama Zamak	11	130 x 30 x 21	35	✓		35-45	55	70	
1130 ^{CE} inox	Stainless Steel 304L Acciaio inox 304L	1	134 x 24 x 21	30	✓		30-33	55	70	
1130s ^{CE}	Zama Zamak	11	134 x 24 x 21	30	✓		30-33	40	60	
1235s	Fibra di vetro e Zama Fiberglass and Zamak	3	130 x 30 x 21	35	✓		35-45	45	60	
1129 ^{CE}	Zama Zamak	9	100 x 22 x 18	28	✓	✓	28-31	25	38	
1229	Fibra di vetro e Zama Fiberglass and Zamak	3	100 x 22 x 18	28	✓	✓	28-31	22	34	



S.T.A.R.S.

I valori di portata indicati si riferiscono a parametri di confronto stabiliti da Ceam. Per approfondimenti, consultare le singole schede articolo.

The loadcapacity chart values refer to comparison parameters selected by Ceam. For more details, please see the single data sheets.

Los valores de capacidad de carga de la tabla se refieren a parametros de comparación establecidos por Ceam. Para más informaciones, consultar las fichas técnicas individuales.

Evaluación Técnica Europea
ETA 18/0657
de 02.05.2022

Parte general

Organismo de Evaluación Técnica que emite la ETE: ITEC
ITEC ha sido designado de acuerdo con el Artículo 29 del Reglamento (UE) No 305/2011 y es miembro de EOTA (European Organisation for Technical Assessment).

Nombre comercial del producto de construcción: 1129, 1130s, 1030inox, 1131s, 1230s, 1430, 1430 Max y 1431

Área de producto a la que pertenece: Conjuntos de bisagras ocultas multi-eje.

Fabricante: CEAM AMADEO SPA
Via Dante Alighieri 5
PO box n. 93
IT-22072 Cermenate (Como) Italia

Planta(s) de fabricación: Via Dante Alighieri 5
PO box n. 93
IT-22072 Cermenate (Como) Italia

La presente Evaluación Técnica Europea contiene: 23 páginas incluyendo 3 anexos que forman parte integral del documento.

La presente Evaluación Técnica Europea se emite de acuerdo con el Reglamento (UE) 305/2011, en base a: Documento Evaluación Europea EAD 020001-01-0405.

Esta versión reemplaza: ETA 18/0657 emitido el 19.09.2018.

DECLARATION OF PERFORMANCE
REFERENCE: D.P. 1131s NIK

1. PRODUCT: HIDDEN MULTI-AXLE HINGE FOR USE IN PEDESTRIAN DOOR

2. REFERENCE: 1131s NIK

3. USE: Fire doors, anti-smoke and / or evacuation routes

4. MANUFACTURER: Ceam Amadeo S.p.A.
Via Dante Alighieri, 5
22072 Cermenate (Como) - Italia

5. EVALUATION SYSTEM: SYSTEM 1

6. NOTIFY BODY NUMBER: ITEC - Institut de Tecnologia de la Construcció de Catalunya/1220

7. CERTIFICATE NUMBER: 1220-CPR-1806 issued on September 25, 2018

8. DECLARED PERFORMANCE: European Technical Evaluation ETA 18/0657 issued on September 19, 2018 and based on EAD 020001-01-0405

CE MARKING: 3 7 4 1 1 0 0 11

CATEGORY OF USE: Heavy use

DURABILITY: 200,000 cycles

WEIGHT OF THE DOOR: 80 kg

FIRE-RESISTANCE: Suitable for fire doors

PERSONAL SAFETY: Suitable

CORROSION RESISTANCE: Performance no determined PND

SAFETY OF GOODS: Performance no determined PND

CLASS OF HINGES: Class of hinges 11

9. DANGEROUS SUBSTANCES: The materials of the products do not contain or release any dangerous substance in excess of the maximum specified in European standards in normal use levels.

10. RESPONSIBILITY: This declaration of performance is issued under the sole responsibility of Ceam Amadeo S.p.A., ensuring compliance with the declared performances of the specified product.

Cermenate, September 26, 2018

CEAM
Ceam Amadeo S.p.A.

CERTIFICATE OF CONSTANCY OF PERFORMANCE
1220-CPR-1806

In compliance with Regulation (EU) 305/2011 of the European Parliament and of the Council of 9 March 2011 (the Construction Products Regulation or CPR), this certificate applies to the construction product:

1129, 1130s, 1030inox, 1131s, 1230s, 1430, 1430 Max and 1431
Multi-axis concealed hinge assemblies

Placed on the market under the name of: **CEAM AMADEO SPA**
Via Dante Alighieri 5
PO box n. 93
IT-22072 Cermenate (Como), Italy

And produced in the manufactured plant: **Via Dante Alighieri 5**
PO box n. 93
IT-22072 Cermenate (Como), Italy

This certificate attests that all provisions concerning the assessment and verification of constancy of performance described in the **ETA 18/0657 issued on 2.05.2022** and **EAD 020001-01-0405** under system 1 for the performances set out in the ETA are applied and that the factory production control conducted by the manufacturer is assessed to ensure the constancy of performance of the construction product.

This certificate was first issued on **25.09.2018** and will remain valid as long as neither the ETA, the construction product, the AVCP methods nor the manufacturing conditions in the plant are modified significantly, unless suspended or withdrawn by the ITEC.

FERRAN BERMEJO NUALART
Ferran Barmajo Nualart
Technical Director

CE Marked Body 1220

Blockchain technology has been applied in this certificate. To verify its authenticity and traceability, check the certificate on the ITEC website: www.itec.es

Página 22 de 23 de la Evaluación Técnica Europea ETA 18/0657, emitida el 02.05.2022

ANEXO 3. Prestaciones según el sistema de clasificación de la EN 1935

Las prestaciones de los productos, indicadas en el apartado 3.1, también se muestran en las siguientes tablas de acuerdo con el sistema de clasificación establecido en la EN 1935.

Tabla A3.1 Prestaciones de 1129 según el sistema de clasificación de la EN 1935.

1129 NIK	2	7	1	0	1	0	0	4
1129 OTT	2	7	1	0	1	0	0	4
1129 ARG	2	7	1	0	1	3	0	4

Tabla A3.2 Prestaciones de 1130s según el sistema de clasificación de la EN 1935.

1130s BIA	2	7	2	0	1	1	0	7
1130s NIK	2	7	2	0	1	0	0	7
1130s BRS	2	7	2	0	1	0	0	7
1130s NNE	2	7	2	0	1	0	0	7
1130s OTT	2	7	2	0	1	0	0	7
1130s ARG	2	7	2	0	1	3	0	7

Tabla A3.3 Prestaciones de 1030inox según el sistema de clasificación de la EN 1935.

1030inox	2	7	2	0	1	4	0	7
----------	---	---	---	---	---	---	---	---

Tabla A3.4 Prestaciones de 1131s según el sistema de clasificación de la EN 1935.

1131s NIK	3	7	4	1	1	0	0	11
1131s BRS	3	7	4	1	1	0	0	11
1131s NNE	3	7	4	1	1	0	0	11
1131s OTT	3	7	4	1	1	0	0	11
1131s ARG	3	7	4	1	1	3	0	11

Tabla A3.5 Prestaciones de 1230s según el sistema de clasificación de la EN 1935.

1230s BIA	2	7	2	0	1	1	0	7
1230s NIK	2	7	2	0	1	0	0	7
1230s NNE	2	7	2	0	1	0	0	7
1230s OTT	2	7	2	0	1	0	0	7
1230s ARG	2	7	2	0	1	3	0	7

① E.T.A. (European Technical Approval) da parte di un ente riconosciuto dalla Comunità Europea (ITEC). La certificazione E.T.A. permette di ottenere la marchiatura CE della cerniera.

E.T.A. (European Technical Approval) by an endorsed part from the European Community (ITEC). The E.T.A. certificate allows to obtain the CE mark on our hinges.

E.T.A. (European Technical Approval) de la entidad reconocida por la Union Europea (ITEC). La certificación E.T.A. permite de tener el marcado CE de las bisagras.

② Dichiarazione di performance delle cerniere a scomparsa Ceam.
Declaration of performance of Ceam's 3D concealed hinges.
Declaracion de prestaciones de las bisagras ocultas Ceam.

③ Certificato di costanza delle prestazioni emesso dall'organismo accreditato ITEC.
Certificate of constancy of performance issued by the approved organism ITEC.
Certificado de constancia de prestaciones emitido por el órgano acreditado ITEC.

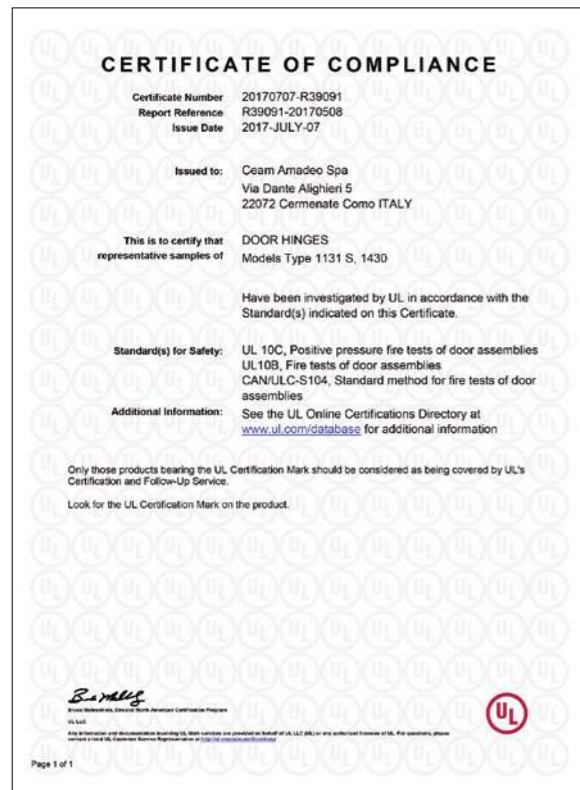
④ Prestazioni certificate secondo il sistema di classificazione EN1935.
Certified performances according to the classification system EN1935.
Prestaciones certificadas según el sistema de clasificación de la EN 1935.



① ② ③ ④ La certificazione e marchiatura CE è garanzia che, un prodotto regolamentato nell'Unione europea, è conforme ai requisiti di sicurezza, previsti dalle direttive o regolamenti comunitari applicabili.
La marchiatura CE indica che il prodotto è conforme a tutte le disposizioni comunitarie che prevedono il suo utilizzo: dalla progettazione, alla fabbricazione, all'immissione sul mercato, alla messa in servizio del prodotto fino allo smaltimento.
La performance delle cerniere a scomparsa 3D Ceam sono state classificate da una specifica EAD sulla base della normativa EN 1935.

The CE marking is the manufacturer's declaration that the product meets the requirements of the applicable EC directives.
When a manufacturer puts the CE marking on a product it implies that it complies with all the Essential Health and safety requirements from all the directives that applies to its product in all the stages: from the engineering, the manufacturing till the final disposal.
The performances of ceam 3D concealed hinges have been classified in a specific EAD on the normative EN 1935.

El marcado CE es un indicador fundamental de la conformidad de un producto con la legislación de la UE y permite la libre circulación de productos dentro del mercado europeo. Al añadir el marcado CE a un producto, el fabricante declara la conformidad de dicho producto con todos los requisitos legales exigidos para alcanzar el marcado CE y asegura la validez del producto para ser vendido en todo el Espacio Económico Europeo.
Las prestaciones de las bisagras ocultas 3D Ceam fueron clasificadas por una específica EAD en la base de la norma EN1935.



5



6



8



9



7

5

Certificato UL. Ceam garantisce alcuni prodotti per porte tagliafuoco EI120, con il severo standard americano UL10C.

UL certificate. Ceam also guarantee products for 120min fire rated doors, through the severe american standard UL10C.

Certificacion UL. Ceam garantiza productos para puertas cortafuego hasta 120min, a través del estricto estandar americano UL10C.

6

Oltre allo standard americano, Ceam certifica prodotti con standard europei EN1634-1 per 90 min, EN1634-2 per 30 min oltre a estensioni per mercati specifici come, ad esempio gli UAE.

Beside american standards, Ceam test products according to european standards EN1634-1 for 90 min., EN1634-2 for 30 min besides extensions for specific market like, for example, UAE.

Mas alla del estandar americano, Ceam certifica productos con estandar europeos EN1634-1 por 90min, EN1634-2 por 30 min., y ademas extensiones para mercados especificos como, por ejemplo, los UAE.



10

8

ISO 9001 edition 2015

La norma internazionale EN ISO 9001:2015, specifica i requisiti di un sistema di gestione per la qualità quando un'organizzazione ha l'esigenza di garantire la propria capacità di fornire con regolarità prodotti o servizi che soddisfino nel migliore dei modi i requisiti del cliente.

The international standard EN ISO 9001:2015, specifies requirements for a quality management system when an organization needs to guarantee its ability to consistently provide products and services that meet customer's requirements in the best way.

La norma internacional ISO 9001:2015 especifica los requisitos para un sistema de gestión de la calidad cuando una organización necesita demostrar su capacidad para proporcionar de forma coherente un producto o servicio que satisfaga los requisitos del cliente.

10

Certificazione di prodotto emesso da ICIM SPA. Ceam testa tutte le cerniere ad asse multiplo armonizzando la normativa EN1935, al fine di garantire un prodotto di qualità duratura nel tempo.

Product certification issued by ICIM SPA. Ceam test all the multiple axes hinges, harmonizing the norm EN1935, in order to guarantee a long-lasting quality product.

Certificacion de producto emitido por ICIM SPA. Ceam ensaya las bisagras multiejes, armonizando la norma EN1935, para garantizar en el tiempo un producto de alta calidad.

Guscio
Receiver
Elemento de soporte

Accessori
Accessories
Accesorios

Cod. AC001130000ES
Cod. AC001230000ES
Cod. AC001131000ES
Cod. AC001430000ES

Cod. AC001431000ES
Cod. AC001432000ES
Cod. ACOW1432000ES

CARATTERISTICHE:

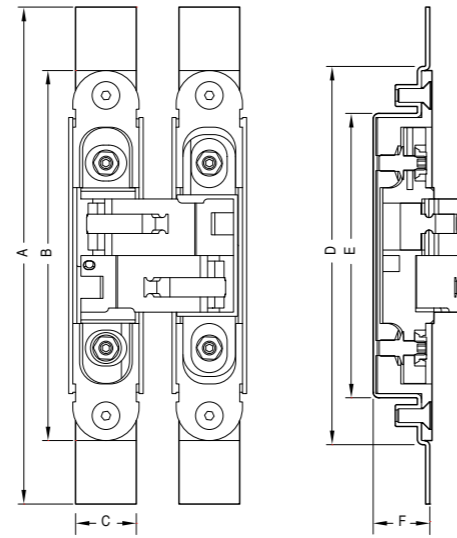
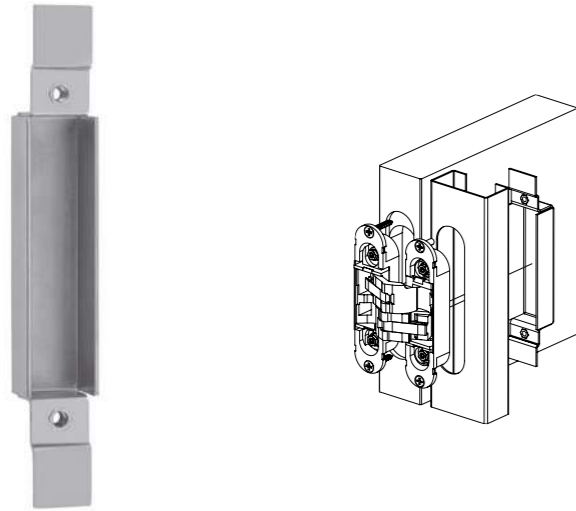
- Elemento di supporto per telai in acciaio
- Realizzato in acciaio galvanizzato
- Installazione con saldatura

MAIN FEATURES:

- Support for steel doors
- Manufactured in galvanized steel
- Installation with welding

CARACTERISTICAS:

- Soporte para marcos de acero
- Fabricado en acero galvanizado
- Instalación con soldadura



Riferimento quote Guscio
Dimensions referred to the Receiver
Dimensiones referentes a el Soporte

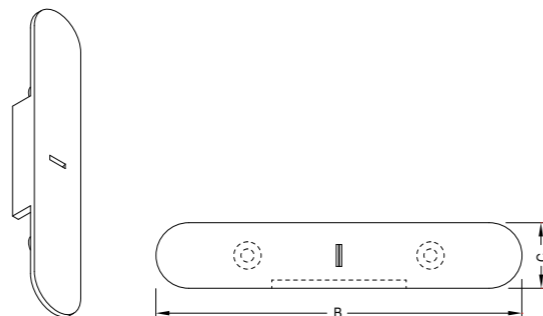
	A	B	C	D	E	F
Art. 1130s	180	134	22	137	103	21
Art. 1230s	180	130	29	133	105	21
Art. 1131s	198	161	30	164	133	31
Art. 1430	180	129	19	129	100	21
Art. 1431	230	149	30,5	185	152	29
Art. 1432	280	199	30,5	235	202	32
Art. 1432W	280	199	30,5	235	202	32

Copertura foro stipite
Cover for frame hole
Cobertura hueco del marco

Cod. AC001130000CV

Su richiesta altre misure della cerniera
Other hinge sizes upon request
Otras dimensiones de bisagra bajo pedido

	B	C
Art. 1130s	134	244



Piastra di fissaggio
Fixing plate
Placa de fijacion

Accessori
Accessories
Accesorios

Cod. AC001130000PF
Cod. AC001230000PF
Cod. AC001131000PF
Cod. AC001430000PF

Cod. AC001431000PF
Cod. AC001432000PF
Cod. ACOW1432000PF

CARATTERISTICHE:

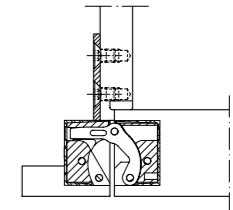
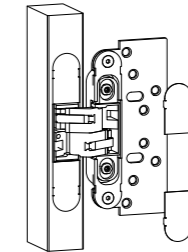
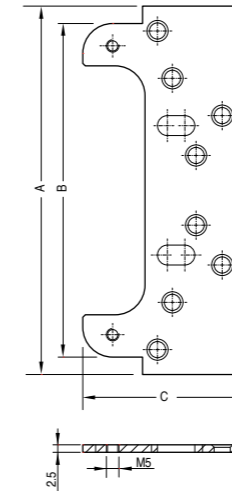
Piastra di fissaggio per porte a filo interne con telai ricoperti. Prodotta in acciaio galvanizzato.

MAIN FEATURES:

Fixing plate for internal doors with casing frame. Produced in galvanized steel.

CARACTERISTICAS:

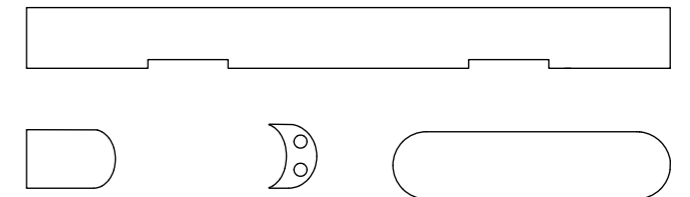
Placa de fijación para puertas internas con marcos huecos. Producida en acero galvanizado.



	A	B	C	D
Art. 1130s	148	134	134	2,5
Art. 1230s	136	136	70	3
Art. 1131s	180	166	74	3
Art. 1330s	136	136	70	3
Art. 1430	134	120	66	3
Art. 1431	200	185	74	3
Art. 1432	250	235	74	3
Art. 1432W	250	235	74	3

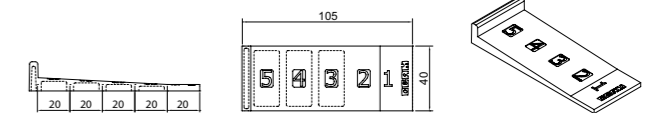
Kit intumescente
Intumescent kit
kit intumescente

Cod. CIOS1131IK08F Flexifire-Ceam1131s thickness 0,8mm
Cod. CIOS1131IK10I Interdens-Ceam1131s thickness 1mm
Cod. CI001431IK08F Flexifire-Ceam1431 thickness 0,8mm
Cod. CI001431IK10I Interdens-Ceam1431 thickness 1mm



Cuneo di supporto regolazione verticale
Wedge for supporting vertical adjustment
Cuña de soporte ajuste vertical

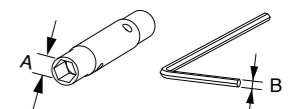
Cod. ACOCUNEO00000



Kit di regolazione
Adjustment kit
Kit de ajuste

Cod. UPSETREG1
Cod. UPSETREG2

	A	B
Cod. UPSETREG1	8	2,5
Cod. UPSETREG2	10	3



Dima di foratura - alluminio Drilling template - aluminium Plantilla de perforación - aluminio



Drilling template Video

Accessori
Accessories
Accesorios

Gli inserti dima variano a seconda della cerniera e vanno ordinati separatamente.

The template inserts differ depending on hinge size and they must be ordered separately.

Los insertos para la plantilla varían dependiendo del tamaño de la bisagra y tienen que ser pedidos aparte.

Cod. CIOODIMASMALL

cod.	insert for:
CIOODIMA00929	929

Cod. CIOODIMA 0000

cod.	insert for:
CIOODIMA01129	1129 - 1229
CIOODIMA01130	1130s - 1130 inox - 1080 glass
CIOODIMA01430	1430 - 1429
CIOODIMA00800	800 - 830+800 - 930+800
CIOODIMA00804	804- 829+804
CIOODIMA00829	829
CIOODIMA00930	930 - 830
CIOODIMA00731	731 - 831
CIOODIMA002010	2010 - 2015
CIOODIMA00501	501

Cod. CIOODIMA0 0001

cod.	insert for:
CIOODIMA01131	1131s
CIOODIMA01230	1230s - 1235s

Cod. CIOODIMA 0002

cod.	insert for:
CIOODIMA01431	1431
CIOODIMA01432	1432
CIOODIMAW1432	1432W

CARATTERISTICHE:

La dima di foratura - composta da una struttura e due inserti - permette la realizzazione delle cave per l'alloggiamento di cerniere invisibili ed è realizzata in piastre di alluminio dello spessore di 5 mm.

La robustezza dei materiali garantisce la precisa esecuzione delle cave realizzate con un pantografo manuale (fresa ø 16 mm e ghiera esterna da 27 mm in dotazione a tutti i pantografi manuali). Per ogni modello di cerniera vengono utilizzati due tipi di inserti (facilmente sostituibili): uno (A) per eseguire la cava di battuta e l'altro (B) per la cava interna di profondità. Completano l'attrezzatura:

Aste di prolunga (C) permettono di fissare, tramite un anello di nylon (D), la distanza desiderata delle cave sulla porta - sia destre che sinistre - e sullo stipite.

* Morsetti di bloccaggio

Molto importante per il corretto montaggio dell'inserto. Il riferimento stampigliato sulla dima e il codice sugli inserti devono essere sullo stesso lato.

MAIN FEATURES:

The drilling template, which comprises a frame and two inserts, enables implementation of two slots for the invisible hinges, and is made of 5 mm thick aluminium plates.

The strength of the materials guarantees precise execution of the slots with a manual pantograph (16 mm diam. cutter and 27 mm external ring provided for all manual pantographs).

For each hinge model, two types of insertions (easily replaceable) are used: one (A) to execute the butt slots and the other (B) for the internal depth slot. The equipment is completed with:

Extension arms (C) With a nylon ring (D), they allow to establish the desired distance between slots on the door - both left and right - and on the frame.

* Blocking clamps

Very important for the correct use and assembly of the insert. The reference is printed on the template and the code is printed on the same side of the inserts.

CARACTERÍSTICAS:

La plantilla de perforación, hecha en placas de aluminio de 5 mm de espesor, se compone de una estructura principal y de dobles inserciones (vendidas por separado del cuerpo principal) y permite la realización de los cortes para alojar todas las bisagras invisibles presentes en este catálogo.



La resistencia de los materiales garantiza la ejecución precisa de las ranuras hechas con un pantógrafo manual (fresa ø 16 mm y el anillo exterior 27 mm suministrada con todos los pantógrafos manuales).

Para cada modelo de bisagra se utilizan dos tipos de insertos de fácil reemplazo: uno (A) para realizar la ranura de tope y el otro (B) para el corte interno de profundidad.

Completan el equipo: barras de extensión (C) que permiten de mantener, a través de un anillo de nylon (D), la distancia deseada entre las ranuras en la hoja de la puerta - derecha e izquierda - y en el marco.

* Prensa de bloqueo

Muy importante para la correcta colocación de el inserto: la referencia marcada en la plantilla y el código de los insertos deben estar en el mismo lado.



Informazioni tecniche

Le seguenti variabili devono sempre essere tenute in considerazione nella scelta delle cerniere per un efficiente funzionamento nel tempo ed evitare possibili malfunzionamenti:

- Dimensioni porta
- Peso dell'anta
- Destinazione d'uso e frequenza di apertura
- Disposizione e montaggio delle cerniere
- Meccanismo chiudiporta e altri accessori
- Azionamento di apertura automatica o semiautomatica

In particolar modo, la cerniera viene sollecitata maggiormente:

- All'aumento del peso della porta
- Alla diminuzione del rapporto altezza/larghezza ovvero, semplificando, all'aumento della larghezza della porta in relazione all'altezza).

Nel catalogo, scheda tecnica e libretto di istruzioni, è presente la tabella di portata per ogni prodotto che orienta l'utilizzatore a determinare il modello, il corretto proporzionamento e la corretta portata del sistema.

ESEMPIO 1430

ALTEZZA PORTA (mm)		SCHEMA DI PORTATA CON 2 CERNIERE							SCHEMA DI PORTATA CON 3 CERNIERE							CONSIGLIATE 4 CERNIERE	
		700	800	900	1000	1100	1200	1300	700	800	900	1000	1100	1200	1300		
2200	50	50	50	49	41	37	34	65	65	65	65	65	65	65	65	65	65
2100	50	50	50	45	39	35	32	65	65	65	65	65	65	65	65	65	65
2000	50	50	50	41	36	33	31	65	65	65	65	65	65	65	65	65	65
1900	50	50	45	38	34	32	29	65	65	65	65	65	65	65	65	65	65
		700	800	900	1000	1100	1200	1300	700	800	900	1000	1100	1200	1300		
		LARGHEZZA PORTA (mm)							LARGHEZZA PORTA (mm)								

Tutte le Cerniere Ceam sono prodotte in Italia e testate secondo la normativa di riferimento EN1935, superando i test di stress, resistenza alla corrosione, di portata e di durabilità a cui vengono regolarmente sottoposte sia internamente sulle nostre strutture certificate, che sulle strutture dei laboratori esterni accreditati per la marcatura CE, disponibile sulla gran parte della nostra gamma regolabile.

QUARTA CERNIERA

In alcuni casi, l'impiego di una quarta cerniera può essere determinante per la portata.

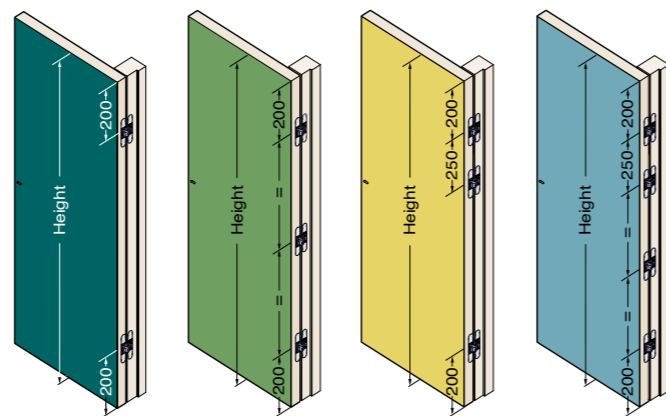
In special modo, quando si hanno porte di grandi larghezze (>1000 mm) o altezze (>2700 mm) sulle quali si producono forze ulteriori per l'effetto leva e il baricentro si sposta, la quarta cerniera deve essere applicata nella parte superiore, a 250 mm di distanza dalla prima cerniera, in modo da incidere positivamente sulla portata.

In caso di altezza porta >3000 mm si consiglia di consultare l'ufficio tecnico. ut@ceamitalia.it

CORRETTA DISPOSIZIONE DELLE CERNIERE SULLA PORTA

Alla diminuzione dell'interasse tra le due cerniere poste alle due estremità (prescindendo dalla presenza di altre cerniere tra esse) corrisponde una maggiore sollecitazione del sistema.

Si consiglia di seguire con cura le indicazioni sugli interassi riportate nel disegno a fianco.



CHIUDIORTA

Ceam consiglia di montare sempre una terza o quarta cerniera nella parte superiore della porta in presenza di meccanismi chiudiporta in quanto gli stessi modificano le forze di trazione, aumentano il carico e possono alterare la portata delle cerniere.

Più in particolare, come da normativa europea di riferimento EN1935:

- Per chiudiporta senza freno all'apertura si consiglia di considerare che la massa effettiva della porta sia maggiore del 20% della massa reale.
- Per i chiudiporta con freno all'apertura (backcheck) l'effetto è decisamente maggiore; si consiglia di calcolare che la massa effettiva dell'anta sia maggiore del 75% della massa reale.

ESEMPIO DI CALCOLO:

- 1- Peso reale della porta: 70 kg.
- 2- Presenza del chiudiporta con backcheck (+75%).
Calcolo $70 \text{ kg} * 1,75 = 122,50 \text{ kg}$ massa da considerare per il corretto funzionamento del sistema.
- 3- Scegliere e proporzionare le cerniere a seconda delle indicazioni di portata riportate in ogni scheda tecnica di prodotto.
- 4- Posizionare la terza o quarta cerniera sempre a supporto della cerniera superiore.
In caso di dubbi o utilizzi speciali, si prega di contattare preventivamente il nostro ufficio tecnico. ut@ceamitalia.it

FERMAPORTA O SPORGENZE DEL TELAIO/PARETE

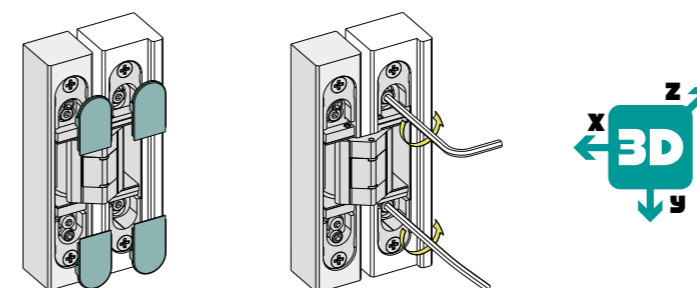
In alcuni casi un fermaporta, una maniglia che batte sulla parete o semplicemente una sporgenza della parete/telaio della porta, possono causare un effetto leva sugli snodi delle cerniere che possono portare a dei malfunzionamenti del sistema. Si consiglia l'installazione di un fermaporta che possa limitare questo effetto leva e si consiglia di posizionarlo ad una distanza dalla cerniera pari al 75% della larghezza della porta in direzione della maniglia.

REGOLAZIONI IN 3 DIMENSIONI

Il range di regolazione è indicato in ciascuna scheda tecnica e le istruzioni di regolazione sono presenti all'interno di tutte le confezioni, sono disponibili online e le video istruzioni sono disponibili sul canale ufficiale YouTube di Ceam.

Tutte le regolazioni della porta richiedono un'adeguata attenzione. Il range di regolazione indicato va assolutamente rispettato. Uno sforzo eccessivo alla regolazione porta di norma ad un mal funzionamento che potrebbe causare la rottura del sistema.

Tutte le cerniere Ceam sono consegnate con tutte le regolazioni centrate in posizione neutra. Dopo l'installazione e dopo ogni regolazione tutti i componenti vanno serrati in modo deciso ma non eccessivo per non comprometterne la tenuta.



- X** - 1 mm / + 1 mm
- Y** - 3 mm / + 3 mm
- Z** - 1,5 mm / + 2,5 mm

Il range di regolazione varia a seconda del modello

TAILOR MADE

In caso di applicazioni speciali e in mancanza di soluzioni tra le cerniere pubblicate su questo catalogo, vi preghiamo di inviare maggiori informazioni sulle vostre necessità, tecniche e di design. Ceam verificherà se esistono prodotti fuori catalogo o adattabili ai vostri requisiti.

NOTE

Le informazioni qui riportate sono da ritenersi delle linee guida indicative. Nella pratica ogni caso specifico è unico: le variabili che incidono sul corretto funzionamento della cerniera possono essere ancora maggiori.

Bisogna avere cura affinché il proporzionamento delle cerniere sia sufficiente da poter soddisfare anche i fattori esterni a quanto qui indicato e contro-verificato nei test effettuati sulle nostre strutture e su quelle dei laboratori esterni accreditati. In modo particolare in edifici pubblici, nei quali compaiono carichi particolari a causa delle elevate frequenze di apertura non sempre calcolabili e della sollecitazione, si dovrebbero impiegare cerniere di dimensioni sufficienti, anche se il peso della porta non lo richiederebbe. Per una performance ideale, a seconda del modello di cerniera, dello scopo e dell'ambiente di utilizzo, potrebbe essere utile, anche se non obbligatorio, lubrificare la cerniera una volta ogni 2 anni, o più a seconda della frequenza di apertura, con un lubrificante al silicone.

Technical information

The following variables must be considered when choosing the right hinges, in order the system to work properly and efficiently and prevent any possible malfunction:

- Door dimensions
- Weight of the door leaf
- Type of use and frequency of opening
- Placement and installation of the hinges
- Door closer and other accessories
- Automatic or semi-automatic opening systems

In particular, hinges are increasingly stressed:

- By increasing door weight
- By decreasing height/width ratio or, simplifying, by increasing of the door width in relation to the door height.

In the catalog, technical sheets and instruction sheets, you can find the load capacity chart for every single product. These charts give clear orientations to the end user to determine the right model, the proper combination and positioning of the whole system.

EXAMPLE 1430

DOOR HEIGHT (mm)	DOOR WIDTH (mm)							
	700	800	900	1000	1100	1200	1300	
2200	50	50	50	49	41	37	34	
2100	50	50	50	45	39	35	32	
2000	50	50	50	41	36	33	31	
1900	50	50	45	38	34	32	29	

DOOR HEIGHT (mm)	DOOR WIDTH (mm)								4 HINGES SUGGESTED
	700	800	900	1000	1100	1200	1300		
3000	65	65	65	65	65	65	65		
2900	65	65	65	65	65	65	65		
2800	65	65	65	65	65	65	61		
2700	65	65	65	65	65	65	57		
2600	65	65	65	65	65	61	53		
2500	65	65	65	65	65	57	50		
2400	65	65	65	65	62	53	47		
2300	65	65	65	65	57	50	45		
2200	65	65	65	63	53	47	42		
2100	65	65	65	58	49	44	40		
2000	65	65	65	53	46	42	39		

All Ceam hinges are manufactured in Italy and tested by the standard European norm EN1935, passing all the necessary tests of stress, corrosion resistance, overload and durability both on our internal certified machines and on external laboratories structures, credited for the CE mark, available on the vast majority of our 3D range.

FOURTH HINGE

In some cases, the use of a fourth hinge may be decisive for the load capacity.

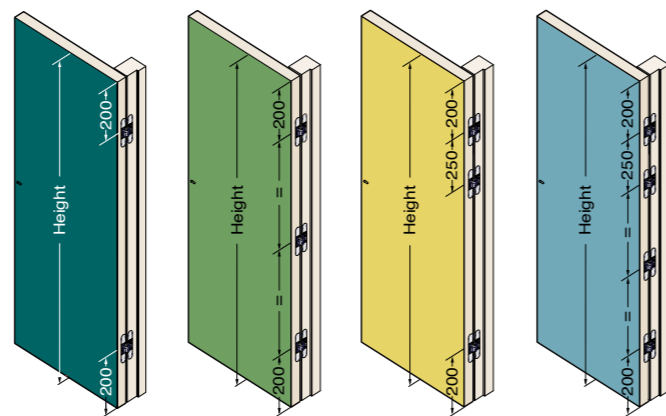
More specifically, In case of big widths (>1000 mm) or heights (>2700 mm) when different forces are produced by leverage effect and center of gravity moves towards the lock side, the fourth hinge must be installed in the upper part of the door, 250 mm away from the first hinge, to positively affect the weight capacity.

In case of door height >3000 mm please contact our technical department. ut@ceamitalia.it

PROPER PLACEMENT OF THE HINGES ON DOORS

The less the distance between the two hinges placed at the two extremities of the door (independently of a third/fourth hinge between them), the more stress the hinges experience.

We strongly suggest following the centre-to-centre measurements reported aside.



DOOR CLOSERS

When using door closer devices, Ceam suggest installing a third or a fourth hinge in the upper part of the door, given that these mechanisms modify the opening forces, increase the load and may alter the capacity of the hinges.

In particular, as reported by the European norm EN1935:

- For closers without backcheck Ceam suggest adding 20% on top of the real door weight.
- For closers with backcheck the effect it is much greater: Ceam suggest adding 75% on top of the real door weight.

CALCULATION EXAMPLE:

- 1- Real door weight: 70 kg.
- 2- Door closer with backcheck to be installed (+75%).
Calculation $70 \text{ kg} * 1,75 = 122,50 \text{ kg}$ is the actual weight to be considered for the proper system functionality.
- 3- Choose and proportion the hinges according to the load capacity charts reported un every technical datasheet.
- 4- Place the third or fourth hinge in the upper part, 250mm below the first hinge.
For any doubt or special uses, please contact our technical department. ut@ceamitalia.it

DOOR STOPPERS OR FRAME/WALL PROTRUSIONS

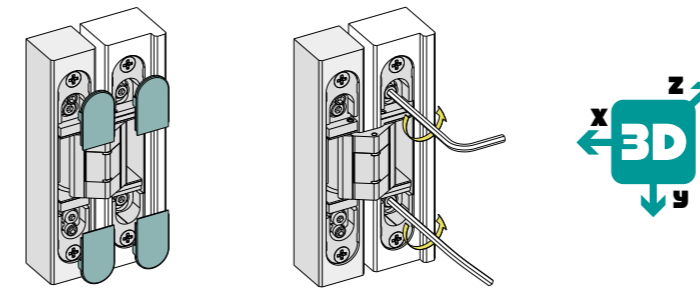
In some cases, a door stop, a handle hitting the wall or simply a protrusion of the wall/door frame can cause a leverage effect on the hinge joints which can lead to a system malfunction. It is advisable to install a door stop which can limit this leverage effect, and it is advisable to position it at a distance from the hinge equal to 75% of the door width in the direction of the handle.

3D ADJUSTMENTS

The adjustment range is reported in every technical sheet and the instructions are placed in every box and available online and the video instructions are available in our YouTube channel.

Every adjustment requires adequate attention. The adjustment range reported must be absolutely respected. Excessive force during adjustments takes to possible malfunctions that could cause system failure.

All Ceam hinges are delivered with all the adjustments centered (neutral position). After installation and after each adjustment, all components must be tightened firmly but not excessively in order not to compromise functionality.



- X** - 1 mm / + 1 mm
- Y** - 3 mm / + 3 mm
- Z** - 1,5 mm / + 2,5 mm

Adjustment range varies according to different hinge models

TAILOR MADE

If you have special applications and none of the published hinges on this catalog can be used, please send us more information about your technical and design needs. Ceam will check if some of our hinges can be modified to suit your requirements.

NOTES

The information herewith reported are indicative guidelines. In practice, every specific case is unique and the variables that affect the correct functioning of the hinge can be even more.

The customer must be sure that hinges proportions secure even external factors beyond what is indicated and verified by tests done in our facilities and in external laboratories credited facilities. In particular in public buildings, where, due to the high opening frequencies not always calculable and special stress, should be used an adequate number of hinges, even if the weight of the door does not require

For an ideal performance, depending on hinge model, scope and environment, it could be useful, even if not mandatory, to lubricate the hinge once every two years, or more, depending on the frequency of opening using a silicon type lubricant.

Información técnica

A la hora de seleccionar las bisagras deben tenerse siempre en cuenta las siguientes variables para un funcionamiento eficaz a lo largo del tiempo y evitar posibles fallos:

- Dimensiones de la puerta (ancho y altura)
- Peso de la puerta
- Uso previsto y frecuencia de abertura
- Disposición y montaje de las bisagras
- Mecanismo cierrapuertas y otros accesorios
- Accionamiento de apertura automático o semiautomático

En particular, la bisagra está sometida a una mayor tensión:

- Al aumentar el peso de la puerta
- A la disminución de la relación altura/ancho (es decir, simplificando, al aumento del ancho de la puerta en relación con la altura).

En el catálogo, en la ficha técnica y en el folleto de instrucciones, hay una tabla de capacidad de carga para cada producto que orienta al usuario a la hora de determinar el modelo, la correcta disposición y la correcta capacidad de carga del sistema.

EJEMPLO 1430

ALTURA PUERTA (mm)		CAPACIDAD DE CARGA CON 2 BISAGRAS							CAPACIDAD DE CARGA CON 3 BISAGRAS							SE SEGUIEREN 4 BISAGRAS	
		700	800	900	1000	1100	1200	1300	700	800	900	1000	1100	1200	1300		
2200	2200	50	50	50	49	41	37	34	65	65	65	65	65	65	65		
	2100	50	50	50	45	39	35	32	65	65	65	65	65	65	65		
	2000	50	50	50	41	36	33	31	65	65	65	65	65	65	61		
	1900	50	50	45	38	34	32	29	65	65	65	65	65	61	53		
									65	65	65	65	65	65	57		
		700	800	900	1000	1100	1200	1300	2400	65	65	65	65	62	53	47	
									2300	65	65	65	65	57	50	45	
									2200	65	65	65	63	53	47	42	
									2100	65	65	65	58	49	44	40	
									2000	65	65	65	53	46	42	39	
										700	800	900	1000	1100	1200	1300	

Todas las bisagras Ceam se fabrican en Italia y se prueban según la norma de referencia EN1935, superando pruebas de tensión, resistencia a la corrosión, capacidad de carga y durabilidad a los que son sometidas regularmente tanto internamente en nuestras instalaciones certificadas como en las instalaciones de laboratorios externos acreditados para el mercado CE, disponible en la mayoría de nuestra gama ajustable.

FOURTH HINGE

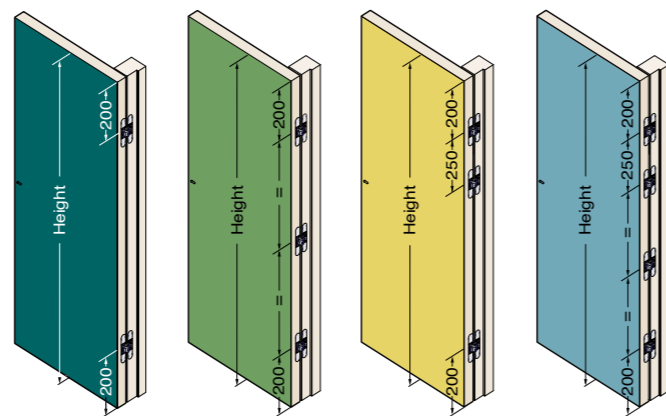
En algunos casos, el uso de una cuarta bisagra puede ser decisivo para la capacidad de carga. Especialmente cuando hay grandes anchuras de puerta (>1000 mm) o alturas (>2700 mm) en las que se producen fuerzas adicionales debido al efecto palanca y el centro de gravedad se desplaza, la cuarta bisagra debe aplicarse en la parte superior, a 250 mm de la primera bisagra, para influir positivamente en la capacidad de carga.

En el caso de alturas de puerta >3000 mm, recomendamos consultar con el departamento técnico. ut@ceamitalia.it

DISPOSICIÓN CORRECTA DE LAS BISAGRAS EN LA PUERTA

Al disminuir la distancia entre las dos bisagras colocadas en los dos extremos (independientemente de que haya otras bisagras entre ellas) corresponde a un aumento de la tensión del sistema.

Es aconsejable seguir atentamente las indicaciones de distancia entre ejes en el dibujo de al lado.



CIERRAPUERTAS

Ceam recomienda instalar siempre una tercera o cuarta bisagra en la parte superior de la puerta en presencia de mecanismos cierrapuertas, ya que éstos modifican las fuerzas de tracción, aumentan la carga y pueden alterar la capacidad de carga de las bisagras.

Más concretamente, según la norma europea de referencia EN1935:

- Para cierrapuertas sin freno de apertura, se sugiere considerar que la masa efectiva de la puerta sea el 20% superior de la masa real.
- Para cierrapuertas con freno de apertura (backcheck) el efecto es mucho mayor; se recomienda calcular que la masa efectiva de la puerta sea de un 75% superior que la masa real.

EJEMPLO DE CÁLCULO:

- 1- Peso real de la puerta: 70 kg.
- 2- Presencia de cierrapuertas con backcheck (+75%)
Cálculo $70 \text{ kg} * 1,75 = 122,50 \text{ kg}$ masa a considerar para el correcto funcionamiento del sistema.
- 3- Elegir y colocar las bisagras según las indicaciones de capacidad de carga que figuran en la ficha de cada producto.
- 4- Colocar la tercera o cuarta bisagra siempre en apoyo de la bisagra superior.
En caso de dudas o usos especiales, póngase en contacto previamente con nuestro departamento técnico. ut@ceamitalia.it

TOPES DE PUERTA O PROTUBERANCIAS DE MARCO/PARED

En algunos casos, un tope de puerta, un tirador que golpea la pared o simplemente una protuberancia de la pared/marco pueden provocar un efecto palanca en las articulaciones de las bisagras que puede causar fallos en el sistema. Recomendamos la instalación de un tope de puerta que pueda limitar este efecto palanca, y recomendamos colocarlo a una distancia de aproximadamente un 75% de la anchura de la puerta en el sentido de la manilla.

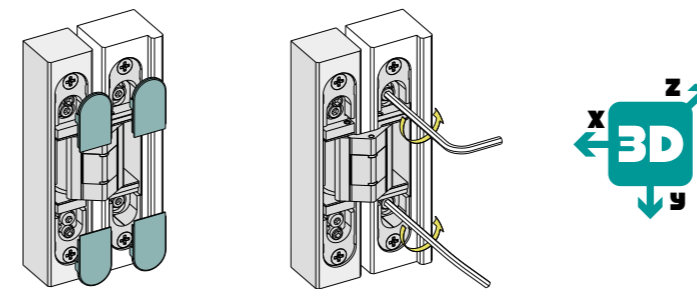
AJUSTES EN 3 DIMENSIONES

El rango de ajuste se indica en cada ficha técnica y las instrucciones de ajuste se encuentran en todas las cajas, estan disponibles online y las video-instrucciones están disponibles en el canal oficial de Ceam en YouTube.

Todos los ajustes de la puerta requieren una atención adecuada. El margen de ajuste indicado debe respetarse estrictamente.

Un ajuste excesivo suele provocar un mal funcionamiento, que puede causar fallos del sistema.

Todas las bisagras Ceam se entregan con todos los ajustes centrados en la posición neutra. Después de la instalación y después de cada ajuste todos los componentes deben apretarse firmemente pero no excesivamente para no comprometer el sistema.



- X** - 1 mm / + 1 mm
- Y** - 3 mm / + 3 mm
- Z** - 1,5 mm / + 2,5 mm

El rango de ajuste varía en función del modelo

HECHO A MEDIDA

En caso de aplicaciones especiales y a falta de soluciones entre las bisagras publicadas en este catálogo, envíenos más información en función de sus requisitos técnicos y de diseño. Ceam comprobará si hay algún producto fuera de catálogo o que pueda adaptarse a sus necesidades.

NOTAS

La información aquí facilitada debe considerarse orientativa. En la práctica, cada caso concreto es único: las variables que afectan al correcto funcionamiento de la bisagra pueden ser incluso más numerosas.

Debe prestarse atención a que la proporción de las bisagras sea suficiente para satisfacer también factores ajenos a lo que aquí se indica y que se compraban en ensayos realizados en nuestras propias estructuras y en las de laboratorios externos acreditados. Especialmente en los edificios públicos, donde se producen cargas particulares debido a frecuencias de abertura elevadas que no siempre pueden calcularse, deben utilizarse bisagras de tamaño suficiente, aunque el peso de la puerta no lo requiriera. Para un rendimiento ideal, dependiendo del modelo de bisagra, su finalidad y el ambiente de uso, puede ser útil, aunque no obligatorio, lubricar la bisagra una vez cada 2 años, o más según la frecuencia de apertura, con un lubricante de silicona.

1080 glass

mm.134x24

Cod. CI001080 NIKVT
Cod. CI001080 ARGVT

Cerniere invisibili regolabili per porte in vetro
Invisible adjustable hinges for glass doors
Bisagras ocultas ajustables para puertas de vidrio



Pack. 4

CARATTERISTICHE:

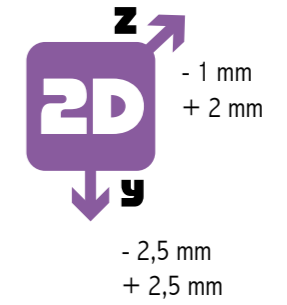
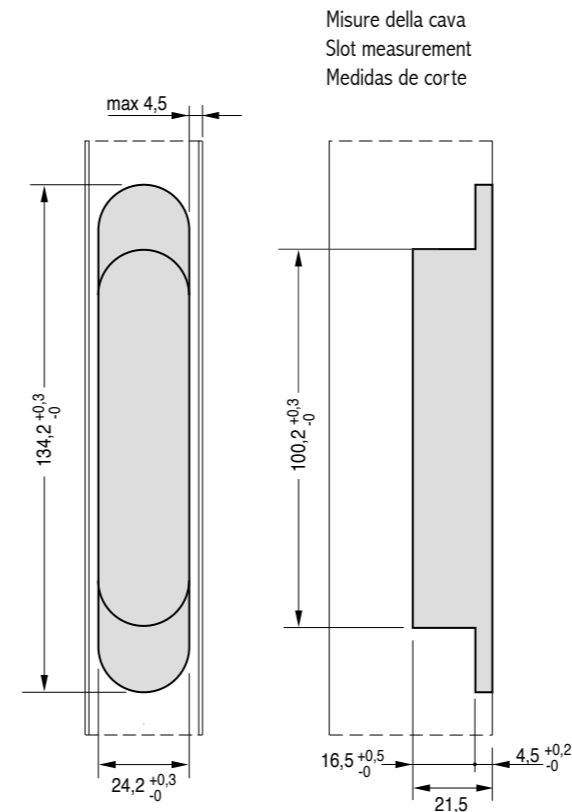
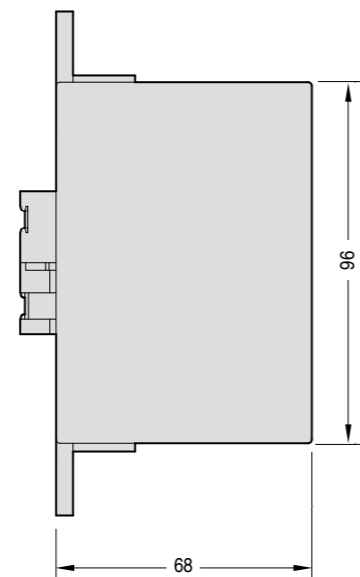
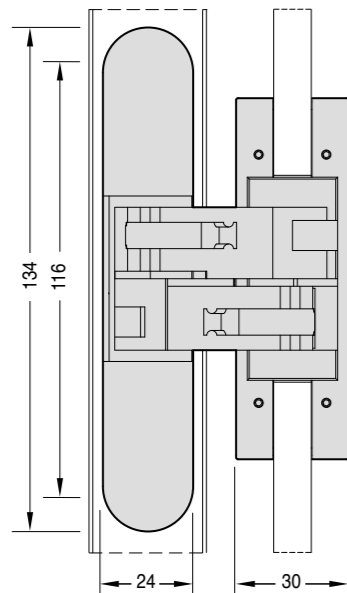
- Realizzata in zama in finitura argento o nickel
- Ideale per telai con spessore minimo di 30 mm
- Adatta a vetro da 8 e 10 mm
- Lunghezza totale 134 mm
- Profondità solo 21 mm
- Regolazione bidimensionale in altezza e profondità
- Portata fino a 60 kg

MAIN FEATURES:

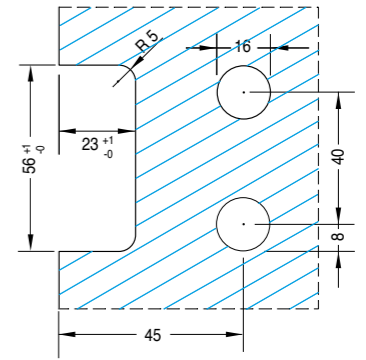
- Manufactured in zamak nickel or silver finishes
- Suitable for door jamb of 30 mm min. Thickness
- Suitable for 8 and 10 mm glasses
- Total length 134 mm
- Depth 21 mm
- 2D (vertical and depth) adjusting system
- Load capacity up to 60 kg

CARACTERÍSTICAS:

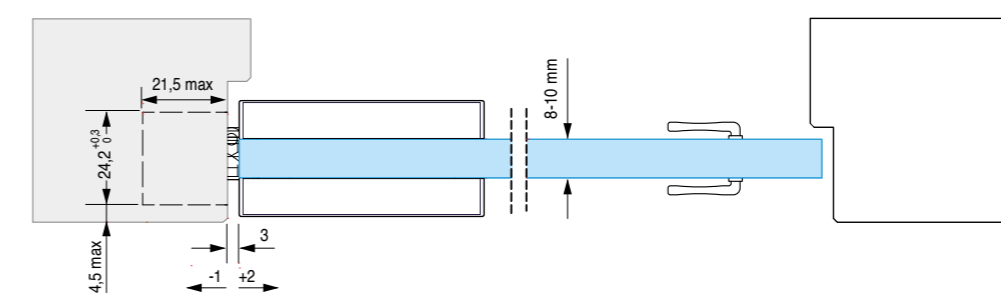
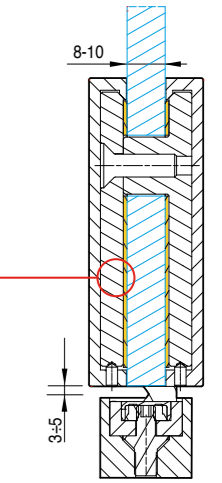
- Fabricada en zamak con acabados niquelado y silver
- Adapta para puertas con un espesor mínimo de 30 mm
- Adapta para vidrios de 8 y 10 mm
- Longitud total 134 mm
- Profundidad de solamente 21 mm
- Ajuste en 2D (vertical y profundidad)
- Capacidad de carga hasta 60 kg



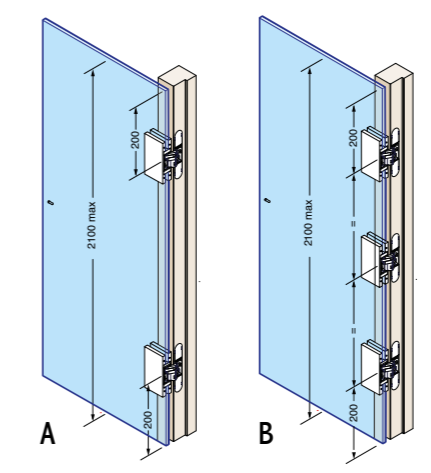
Dima di foratura - vetro
Drilling template - glass
Plantilla de perforacion - Cristal



Cristallo	Guarnizioni
Glass	Gaskets
Cristal	Sellos
8 mm	4
10 mm	2



Sezione porta
Door cross-section
Sección de puerta



- PORTATA ANTE**
Larghe fino a 850 mm
Height up to 2100 mm
A - 2 cerniere kg 40
B - 3 cerniere kg 60
- CAPACITY DOORS**
Width up to 850 mm
Alte fino a 2100 mm
A - 2 hinges kg 40
B - 3 hinges kg 60
- CAPACIDAD PUERTAS**
Anchas hasta 850 mm
Altas hasta 2100 mm
A0 - 2 bisagras kg 40
B - 3 bisagras kg 60



1332s

mm.130x30

Cod. C10S1332 NIKOO
 Cod. C10S1332 ARGOO
 Cod. C10S1332 VNOOO

Cerniere invisibili regolabili per porte
 Invisible adjustable hinges for doors
 Bisagras invisibles ajustables para puertas



MAINTENANCEFREE

CARATTERISTICHE:

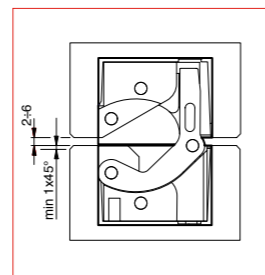
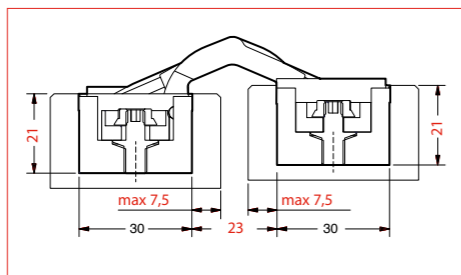
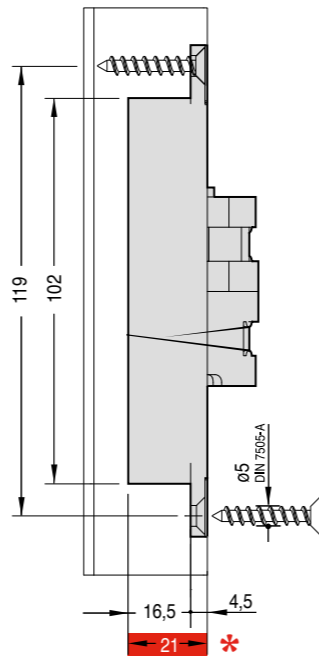
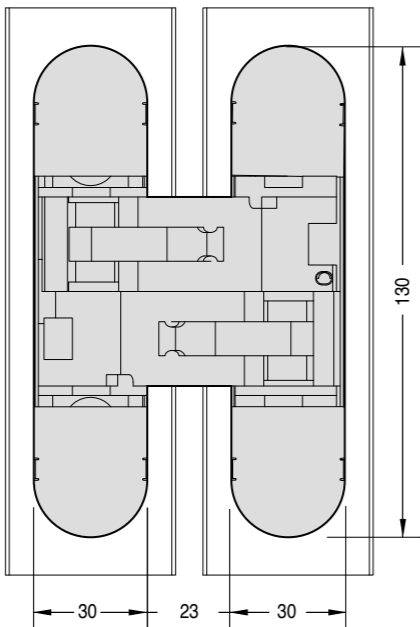
- Realizzata in fibra di vetro e zama in 3 finiture
- Adatta per ante con spessore minimo di 35 mm
- Range di reversibilità elevato: centrale per ante da 35 a 45 mm di spessore
- Adatta in caso di uso di battiscopa o rivestimento fino a 15,5 mm
- Lunghezza totale 130 mm
- Profondità solo 21 mm
- Regolazione bidimensionale
- Portata fino a 60 kg
- Easy installation e simmetria di cava
- Resistente e Ultralight: solo 240 g
- Intercambiabile con la serie 130x30x21

MAIN FEATURES:

- Manufactured in fibreglass and zamak in 3 finishes
- Suitable for doors of 35 mm min. thickness
- Big reversibility range: central for doors from 35 to 45 mm thick
- Suitable in case of baseboard or claddings till 15,5 mm
- Total length 130 mm
- Depth 21 mm only
- Bidimensional adjustment
- Load capacity up to 60 kg
- Easy installation and slot symmetry
- Tough and Ultralight: just 240 g
- Exchangeable with series 130x30x21

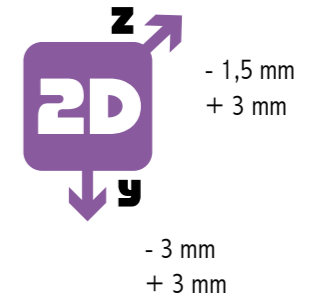
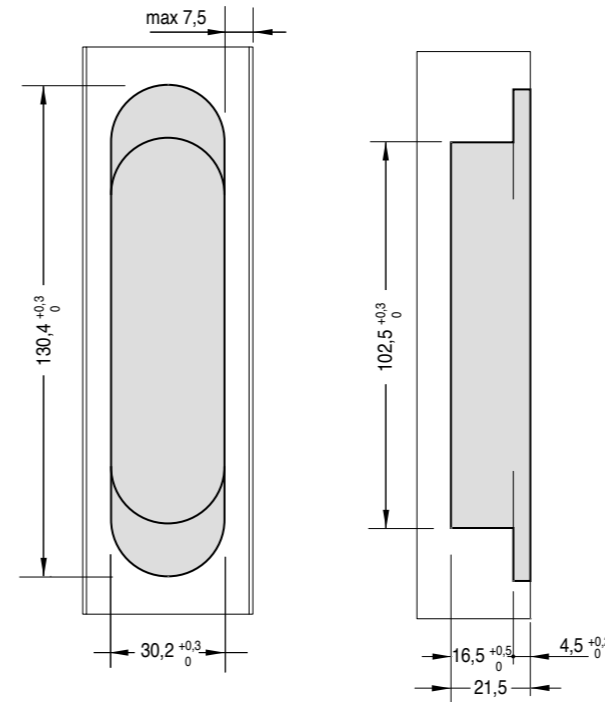
CARACTERÍSTICAS:

- Fabricada en fibra de vidrio y zamak en 3 acabados
- Adapta para puertas con un espesor mínimo de 35 mm
- Grande rango de reversibilidad: central para puertas desde 35 hasta 45 mm de espesor
- Adapta en casos de zócalos o revestimientos hasta 15,5 mm
- Longitud total 130 mm
- Profundidad de solamente 21 mm
- Ajuste en 2 dimensiones
- Capacidad de carga hasta 60 kg
- Easy installation y simetría de corte
- Resistente y Ultralight: solamente 240 g
- Compatible con la serie 130x30x21



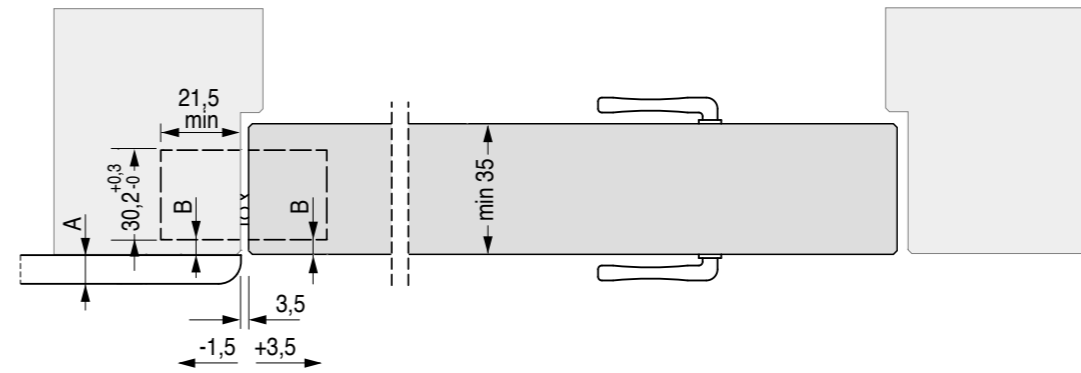
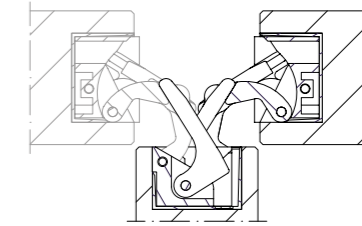
* Profondità di cava contenuta - Small drilling depth - Baja profundidad de corte

Misure della cava
 Slot measurement
 Medidas de corte



REVERSIBILITÀ - REVERSIBILITY - REVERSIBILIDAD

Reversibile per porte da 35 mm a 45 mm di spessore
 Reversible for doors from 35 mm to 45 mm thick
 Reversible para puertas de 35 mm hasta 45 mm de espesor



Sezione porta
 Door cross-section
 Sección de puerta

A	B
15,5	2,5
14,5	3
13,5	3,5
12	4
10	4,5
8	5

PORTATA ANTE

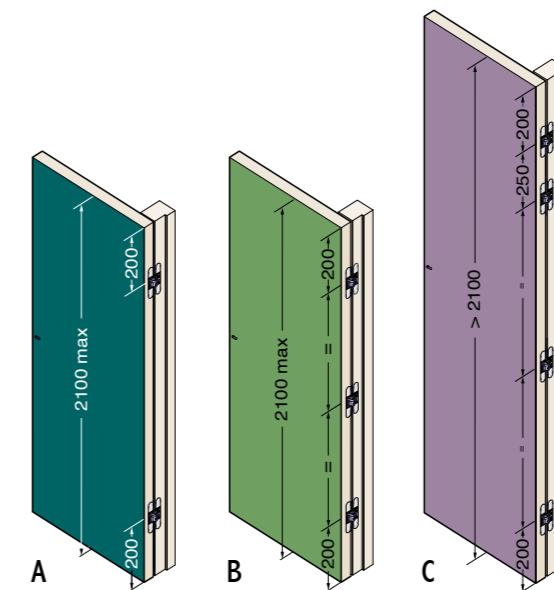
Larghe fino a 850 mm
 Alte fino a 2100 mm
 A - 2 cerniere kg 40
 B - 3 cerniere kg 60
 Alte oltre 2100 mm
 C - 4 cerniere kg 60

CAPACITY DOORS

Width up to 850 mm
 Alte fino a 2100 mm
 A - 2 hinges kg 40
 B - 3 hinges kg 60
 More than 2100 mm high
 C - 4 hinges kg 60

CAPACIDAD PUERTAS

Anchas hasta 850 mm
 Altas hasta 2100 mm
 A - 2 bisagras kg 40
 B - 3 bisagras kg 60
 Mas altas que 2100 mm
 C - 4 bisagras kg 60



930+800
mm.121,9x21,7

Cod. C1930800 **NIKOO**
Cod. C1930800 **OTTOO**
Cod. C1930800 **NOPOO**

Cerniere invisibili regolabili per porte
Invisible adjustable hinges for doors
Bisagras invisibles ajustables para puertas

Pack. 20

CARATTERISTICHE:

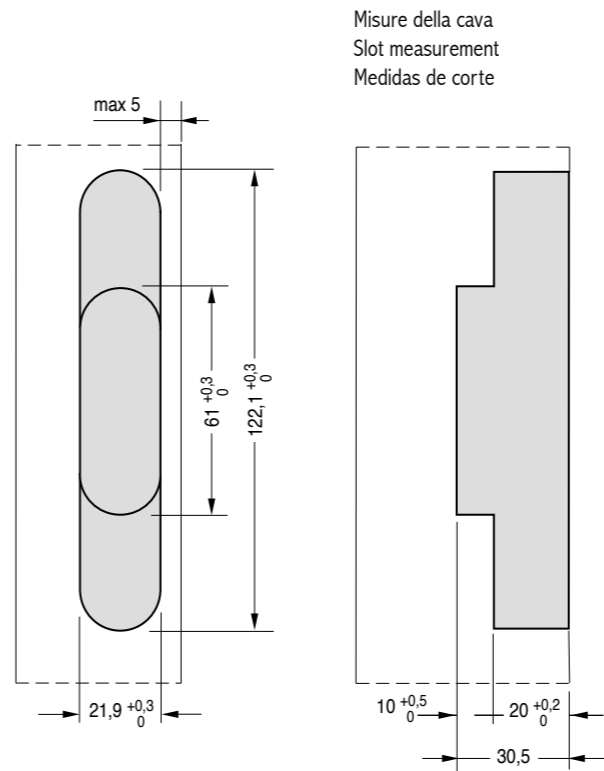
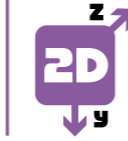
- Realizzata in zama in 3 diverse finiture
- Adatta per ante con spessore minimo di 28 mm
- Lunghezza totale 122 mm
- Profondità solo 30 mm
- Regolazione bidimensionale (verticale e profondità)
- Portata fino a 60 kg
- Easy installation e simmetria di cava

MAIN FEATURES:

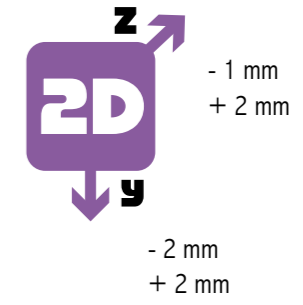
- Produced in zamak in 3 different finishes
- Suitable for doors of 28 mm min. thickness
- Total length 122 mm
- Depth 30 mm
- 2D (vertical and depth) adjusting system
- Load capacity up to 60 kg
- Easy installation and slot symmetry

CARACTERÍSTICAS:

- Fabricada en zamak en 3 acabados diferentes
- Adapta para puertas con un espesor mínimo de 28 mm
- Longitud total 122 mm
- Profundidad de 30 mm
- Ajuste en 2D (vertical y profundidad)
- Capacidad de carga hasta 60 kg
- Easy installation y simetría de corte

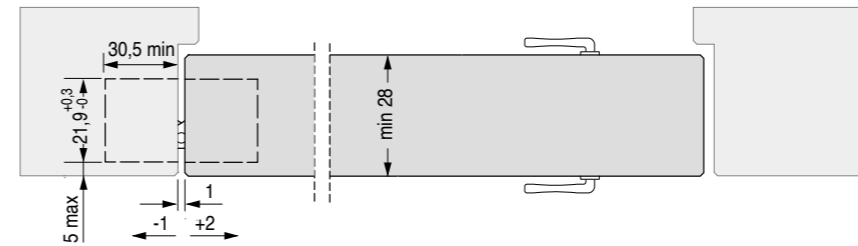
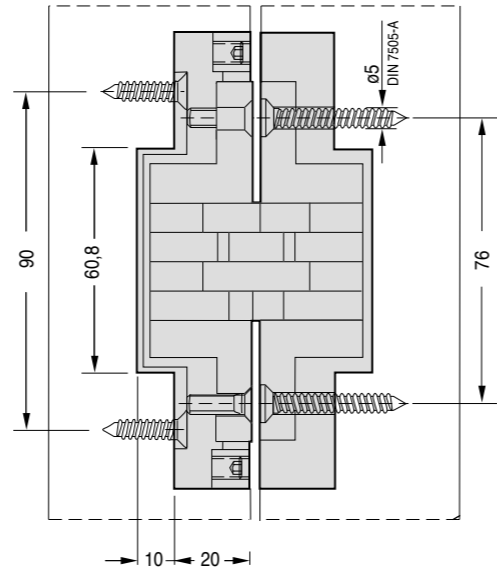
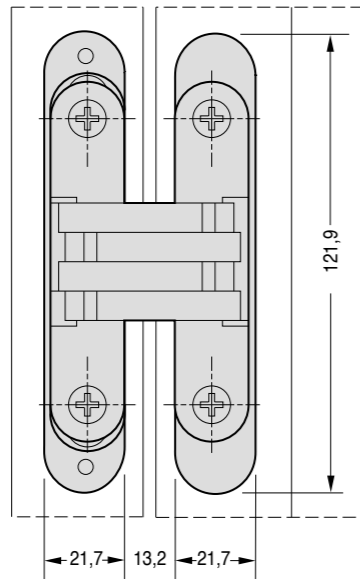
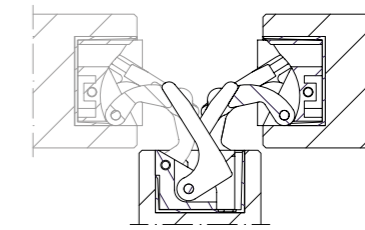


Misure della cava
Slot measurement
Medidas de corte

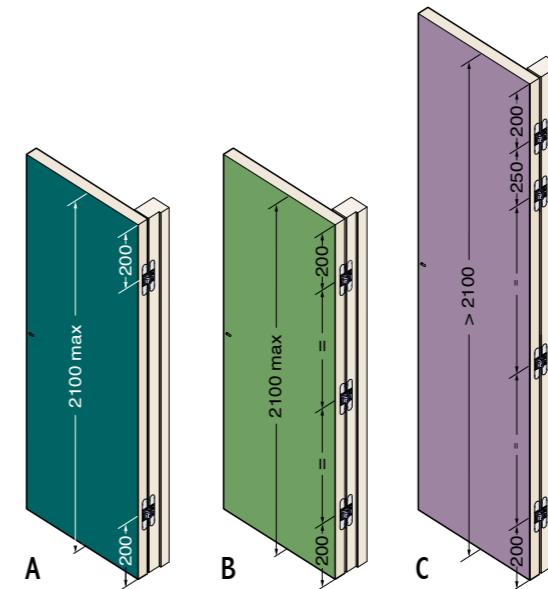
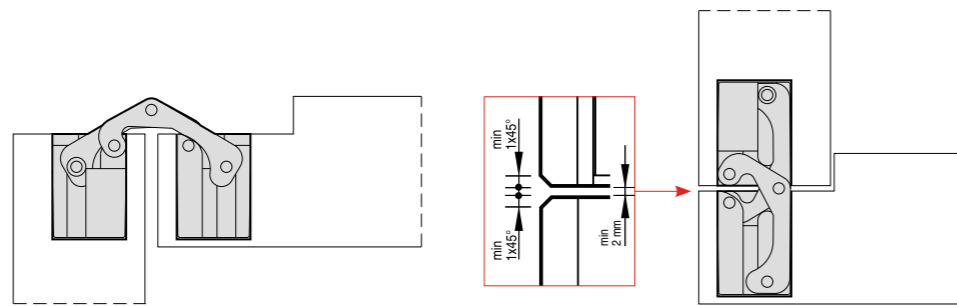


REVERSIBILITÀ - REVERSIBILITY - REVERSIBILIDAD

Reversibile per porte da 28 mm a 32 mm di spessore
Reversible for doors from 28 mm to 32 mm thick
Reversible para puertas de 28 mm hasta 32 mm de espesor



Sezione porta
Door cross-section
Sección de puerta



PORTATA ANTE

Larghe fino a 850 mm
Alte fino a 2100 mm
A - 2 cerniere kg 40
B - 3 cerniere kg 60
Alte oltre 2100 mm
C - 4 cerniere kg 60

CAPACITY DOORS

Width up to 850 mm
Alte fino a 2100 mm
A - 2 hinges kg 40
B - 3 hinges kg 60
More than 2100 mm high
C - 4 hinges kg 60

CAPACIDAD PUERTAS

Anchas hasta 850 mm
Altas hasta 2100 mm
A - 2 bisagras kg 40
B - 3 bisagras kg 60
Mas altas que 2100 mm
C - 4 bisagras kg 60

830+800
mm.121,9x21,7

Cod. C1830800 **NIKOO**
Cod. C1830800 **OTTOO**
Cod. C1830800 **BROOO**

Cerniere invisibili regolabili per porte
Invisible adjustable hinges for doors
Bisagras invisibles ajustables para puertas

 Pack. 20

CARATTERISTICHE:

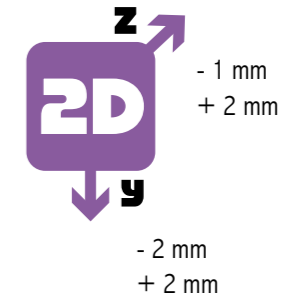
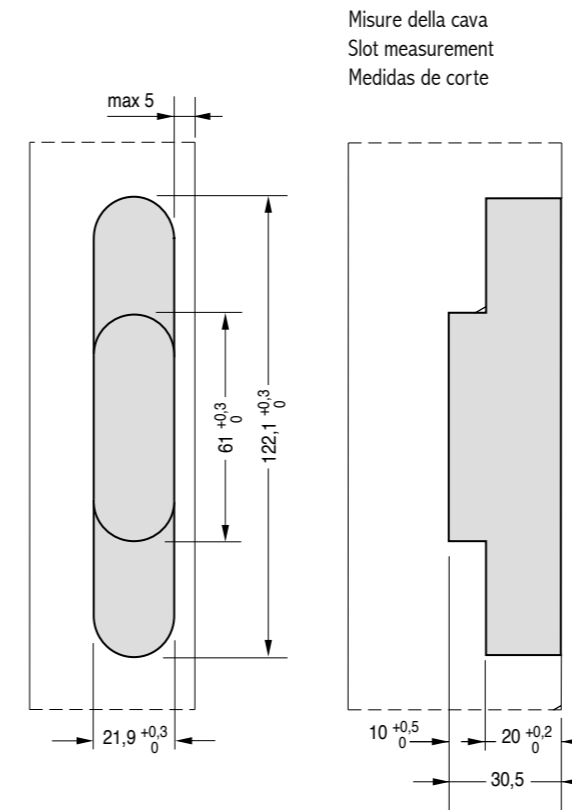
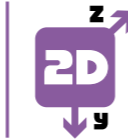
- Realizzata in zama in 3 diverse finiture
- Adatta per ante con spessore minimo di 28 mm
- Lunghezza totale 122 mm
- Profondità solo 30 mm
- Regolazione bidimensionale (verticale e profondità)
- Portata fino a 50 kg
- Easy installation e simmetria di cava

MAIN FEATURES:

- Produced in zamak in 3 different finishes
- Suitable for doors of 28 mm min. thickness
- Total length 122 mm
- Depth 30 mm
- 2D (vertical and depth) adjusting system
- Load capacity up to 50 kg
- Easy installation and slot symmetry

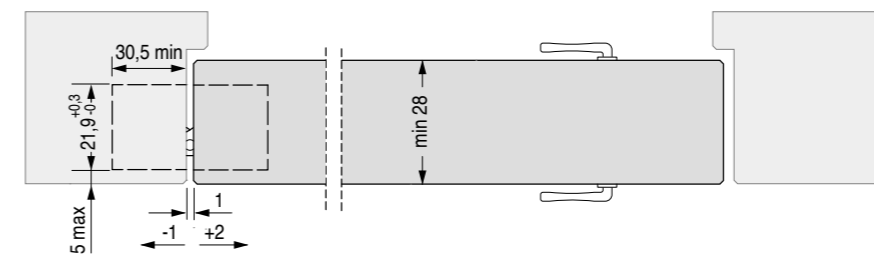
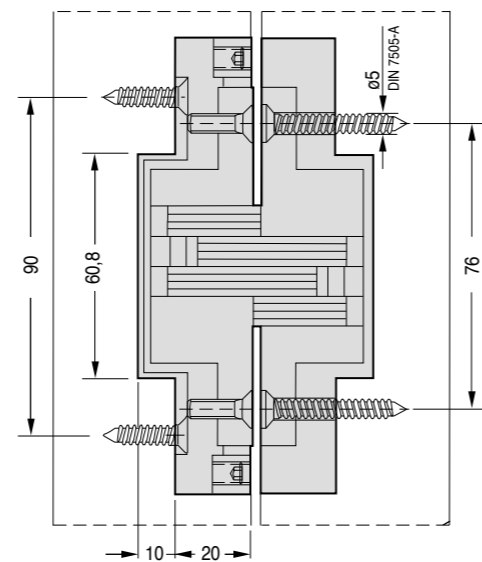
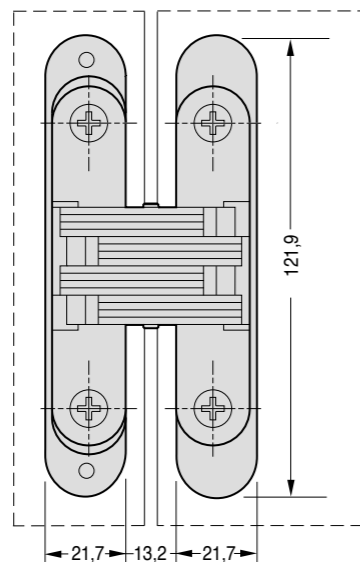
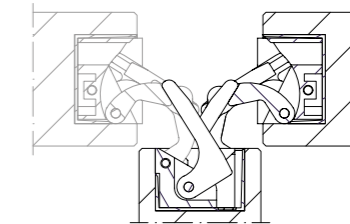
CARACTERÍSTICAS:

- Fabricada en zamak en 3 acabados diferentes
- Adapta para puertas con un espesor mínimo de 28 mm
- Longitud total 122 mm
- Profundidad de 30 mm
- Ajuste en 2D (vertical y profundidad)
- Capacidad de carga hasta 50 kg
- Easy installation y simetría de corte

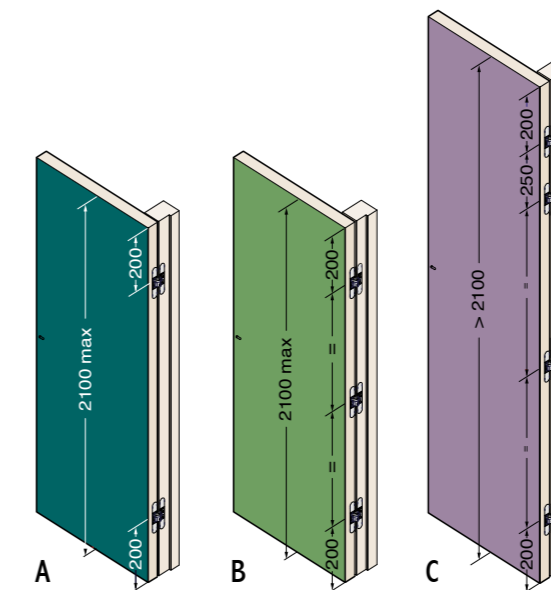
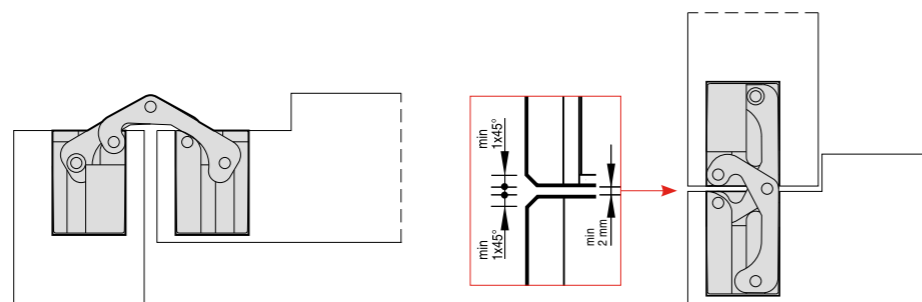


REVERSIBILITÀ - REVERSIBILITY - REVERSIBILIDAD

Reversibile per porte da 28 mm a 32 mm di spessore
Reversible for doors from 28 mm to 32 mm thick
Reversible para puertas de 28 mm hasta 32 mm de espesor



Sezione porta
Door cross-section
Sección de puerta



PORTATA ANTE
Larghe fino a 850 mm
Alte fino a 2100 mm
A - 2 cerniere kg 35
B - 3 cerniere kg 50
Alte oltre 2100 mm
C - 4 cerniere kg 50

CAPACITY DOORS
Width up to 850 mm
Alte fino a 2100 mm
A - 2 hinges kg 35
B - 3 hinges kg 50
More than 2100 mm high
C - 4 hinges kg 50

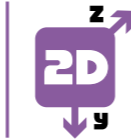
CAPACIDAD PUERTAS
Anchas hasta 850 mm
Altas hasta 2100 mm
A - 2 bisagras kg 35
B - 3 bisagras kg 50
Mas altas que 2100 mm
C - 4 bisagras kg 50

829+804

mm.91,8x17,7

Cod. C1829804 NIKOO
 Cod. C1829804 OTTOO
 Cod. C1829804 BROOO

Cerniere invisibili regolabili per porte
 Invisible adjustable hinges for doors
 Bisagras invisibles ajustables para puertas



Pack. 20

CARATTERISTICHE:

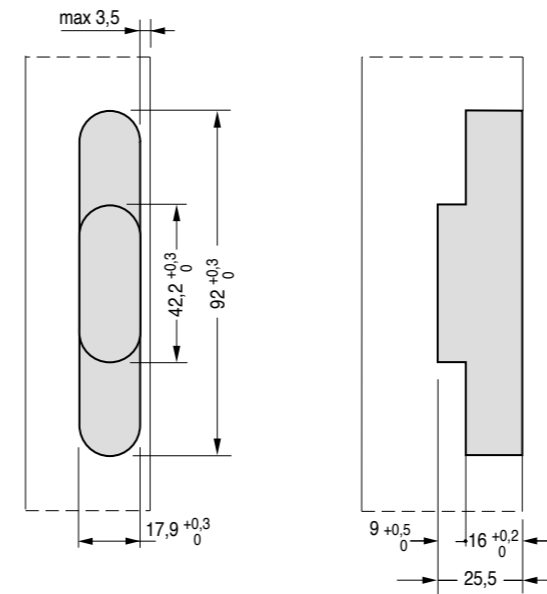
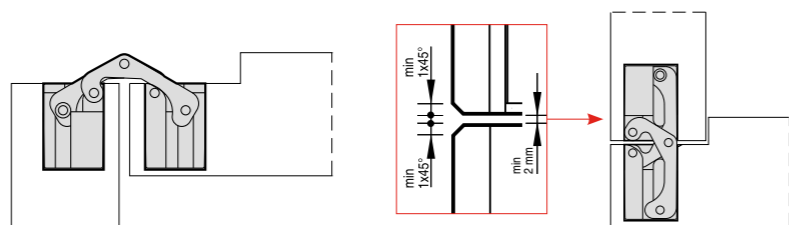
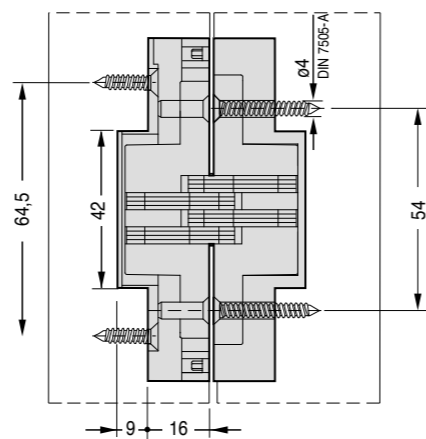
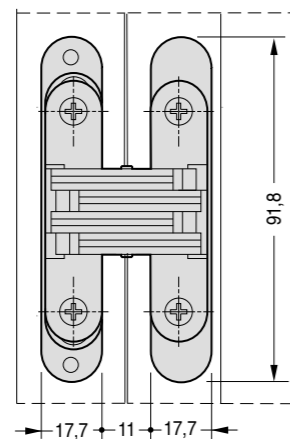
- Realizzata in zama in 3 diverse finiture
- Adatta per ante con spessore minimo di 24 mm
- Lunghezza totale solo 92 mm
- Profondità solo 25 mm
- Regolazione bidimensionale (verticale e profondità)
- Portata fino a 25 kg
- Easy installation e simmetria di cava

MAIN FEATURES:

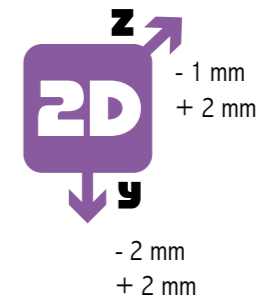
- Produced in zamak in 3 different finishes
- Suitable for doors of 24 mm min. thickness
- Total length 92 mm
- Depth 25 mm
- 2D (vertical and depth) adjusting system
- Load capacity up to 25 kg
- Easy installation and slot symmetry

CARACTERÍSTICAS:

- Fabricada en zamak en 3 acabados diferentes
- Adapta para puertas con un espesor mínimo de 24 mm
- Longitud total 92 mm
- Profundidad de 25 mm
- Ajuste en 2D (vertical y profundidad)
- Capacidad de carga hasta 25 kg
- Easy installation y simetría de corte

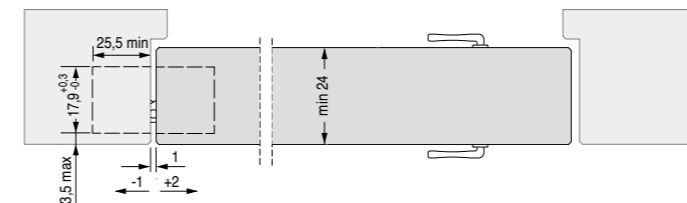
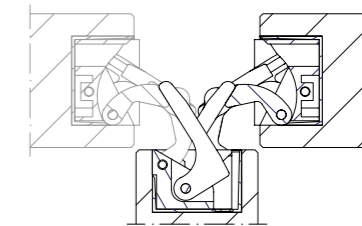


Misure della cava
 Slot measurement
 Medidas de corte

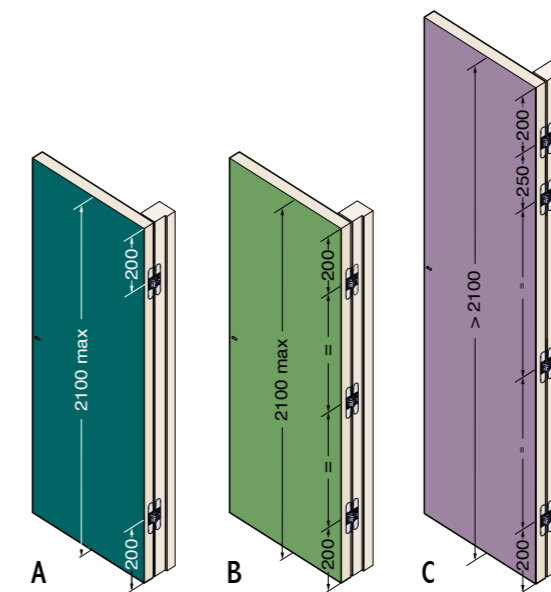


REVERSIBILITÀ - REVERSIBILITY - REVERSIBILIDAD

Reversibile per porte da 24 mm a 25 mm di spessore
 Reversible for doors from 24 mm to 25 mm thick
 Reversible para puertas de 24 mm hasta 25 mm de espesor



Sezione porta
 Door cross-section
 Sección de puerta



PORTATA ANTE

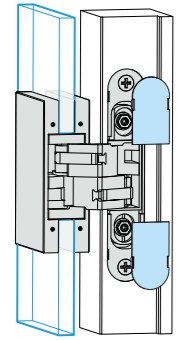
Larghe fino a 850 mm
 Alte fino a 2100 mm
 A - 2 cerniere kg 15
 B - 3 cerniere kg 25
 Alte oltre 2100 mm
 C - 4 cerniere kg 25

CAPACITY DOORS

Width up to 850 mm
 Alte fino a 2100 mm
 A - 2 hinges kg 15
 B - 3 hinges kg 25
 More than 2100 mm high
 C - 4 hinges kg 25

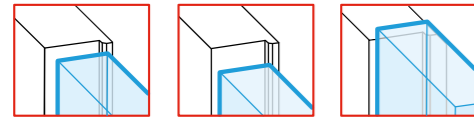
CAPACIDAD PUERTAS

Anchas hasta 850 mm
 Altas hasta 2100 mm
 A - 2 bisagras kg 15
 B - 3 bisagras kg 25
 Mas altas que 2100 mm
 C - 4 bisagras kg 25

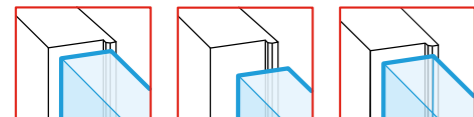
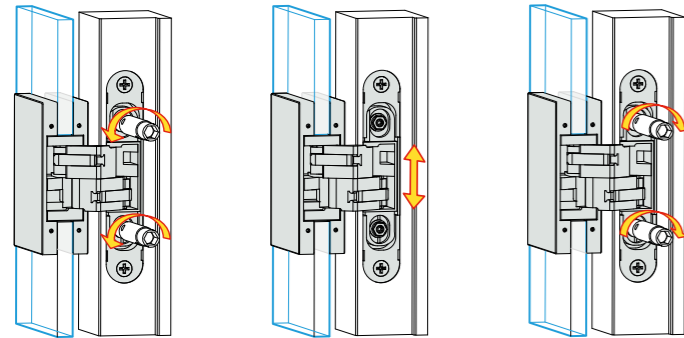


1080 glass

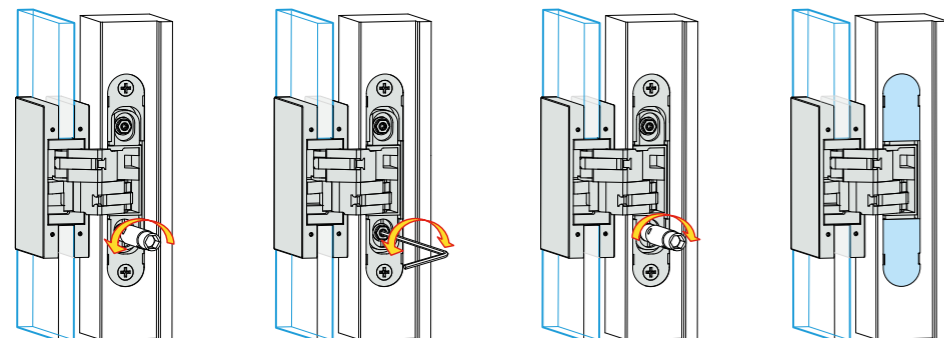
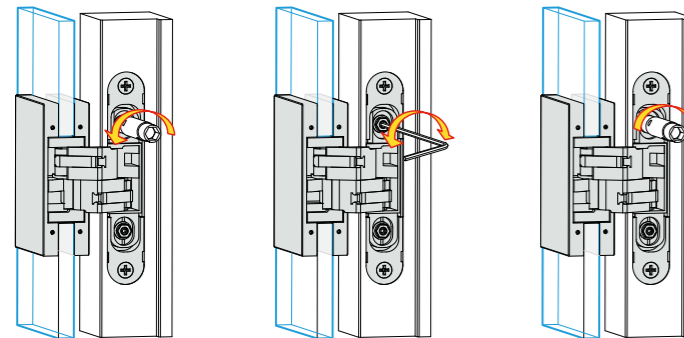
Cerniere invisibili regolabili per porte in vetro
Invisible adjustable hinges for glass doors
Bisagras ocultas ajustables para puertas de vidrio



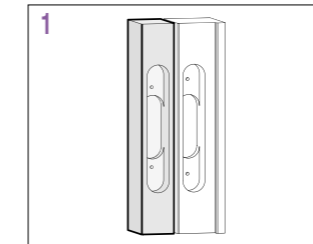
Regolazione verticale
Vertical adjustment
Ajuste vertical



Regolazione in profondità
Depth adjustment
Ajuste de profundidad



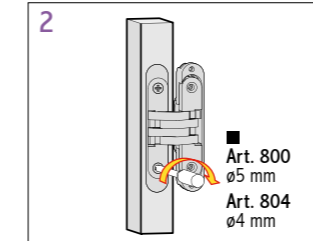
Basetta regolabile
Adjustable base
Base ajustable



Esecuzione delle cave
nella porta e nello stipite.

Implementation of hollow
spaces both in the door and
in the post.

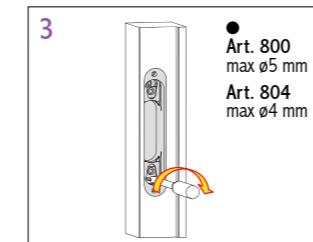
Ejecución de cortes en
el marco y en la hoja de
la puerta.



Montaggio della basetta
fissa e della cerniera
nella porta;
vite autofilettante testa
svasata piana. ■

Mounting of a fixed
base and door hinge;
flat countersunk-head
self-tapping screw. ■

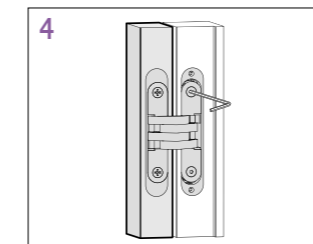
Montaje de la base fija
y de la bisagra en la puerta;
tornillo autorroscante de
cabeza avellanada. ■



Montaggio della basetta
regolabile nello stipite;
Importante:
vite autofilettante
testa svasata piana. ●

Mounting of adjustable
base on the post;
Attention:
flat countersunk-head
self-tapping screw. ●

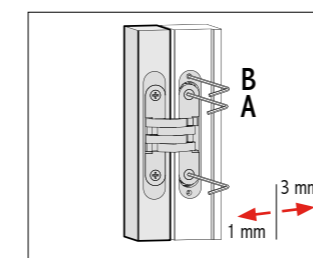
Montaje de la base ajustable
en el marco;
Importante:
tornillo autorroscante de
cabeza avellanada. ●



Montaggio cerniera
nello stipite; vite testa
svasata, brugola inserite
nel kit.

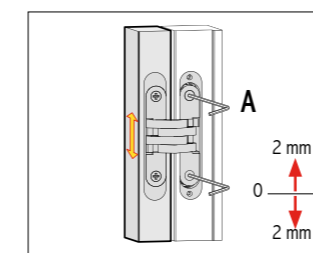
Mounting of hinge
on the post:
countersunk-head
screw, Allen screw
included in the kit.

Montaje de la bisagra
en el marco;
tornillos avellanados,
llave de montaje
incluidos en el kit.



- Allentare A
- Regolare B
- Serrare A
- Loosen A
- Adjust B
- Tighten A
- Aflojar A
- Ajustar B
- Aprietar A

Regolazione in profondità
Depth adjustment
Ajuste de profundidad



- Allentare A
- Regolare la porta
- Serrare A
- Loosen A
- Adjust the door
- Tighten A
- Aflojar A
- Ajustar la puerta
- Aprietar A

Regolazione verticale
Vertical adjustment
Ajuste vertical



832s

mm.130x30

Cerniere invisibili per porte
Invisible hinges for doors
Bisagras ocultas para puertas



Cod. CI000832 NIKOO
Cod. CI000832 ARGOO
Cod. CI000832 VNOOO

Pack. 42

CARATTERISTICHE:

- Realizzata in fibra di vetro e zama in 3 finiture
- Adatta per ante con spessore minimo di 35 mm
- Range di reversibilità elevato: centrale per ante da 35 a 45 mm di spessore
- Adatta in caso di uso di battiscopa o rivestimento fino a 15,5 mm
- Lunghezza totale 130 mm
- Profondità solo **21 mm**
- Portata fino a 60 kg
- Easy installation e simmetria di cava
- Resistente e Ultralight: solo 220 g
- Intercambiabile con la serie 130x30x21

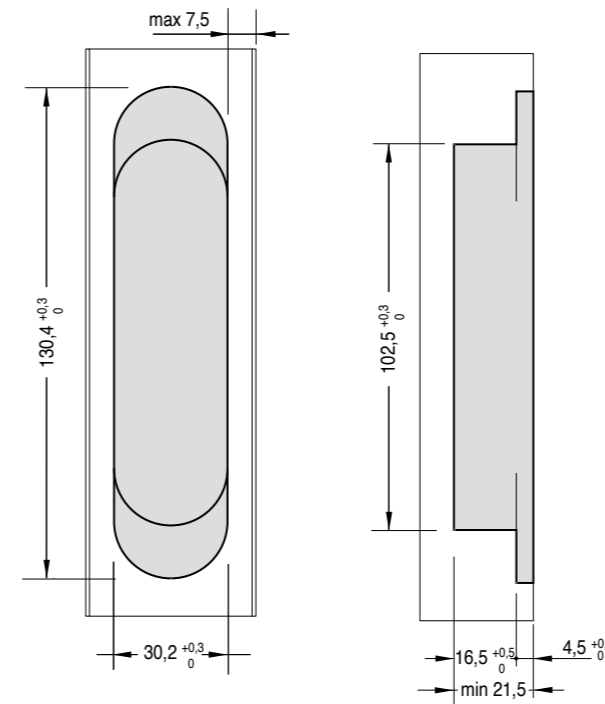
MAIN FEATURES:

- Manufactured in fibreglass and zamak in 3 finishes
- Suitable for doors of 35 mm min. thickness
- Big reversibility range: central for doors from 35 to 45 mm thick
- Suitable in case of baseboard or claddings till 15,5 mm
- Total length 130 mm
- Depth **21 mm** only
- Load capacity up to 60 kg
- Easy installation and slot symmetry
- Tough and Ultralight: just 220 g
- Exchangeable with series 130x30x21

CARACTERÍSTICAS:

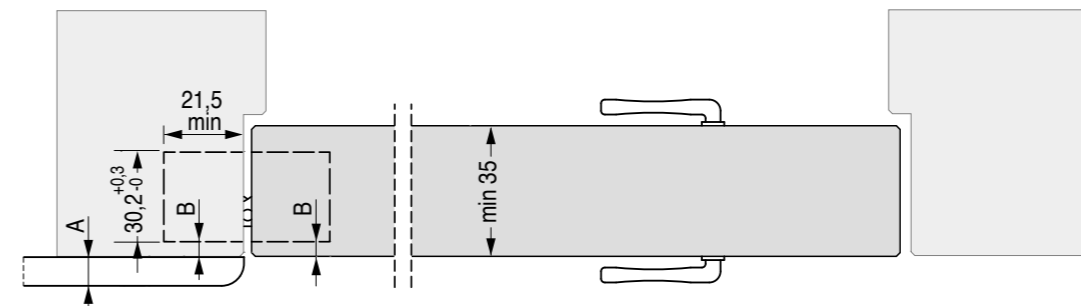
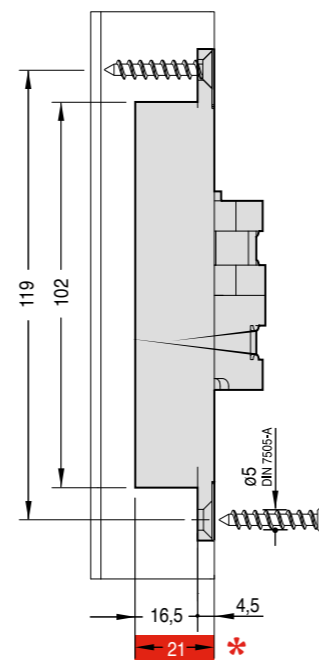
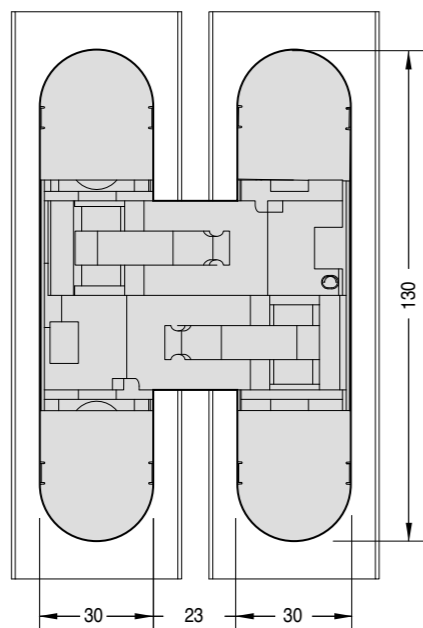
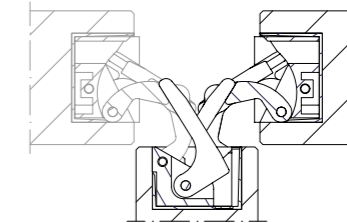
- Fabricada en fibra de vidrio y zamak en 3 acabados
- Adapta para puertas con un espesor mínimo de 35 mm
- Grande rango de reversibilidad: central para puertas desde 35 hasta 45 mm de espesor
- Adapta en casos de zócalos o revestimientos hasta 15,5 mm
- Longitud total 130 mm
- Profundidad de solamente **21 mm**
- Capacidad de carga hasta 60 kg
- Easy installation y simetría de corte
- Resistente y Ultralight: solamente 220 g
- Compatible con la serie 130x30x21

Misure della cava
Slot measurement
Medidas de corte



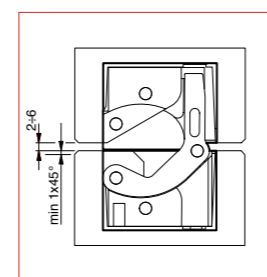
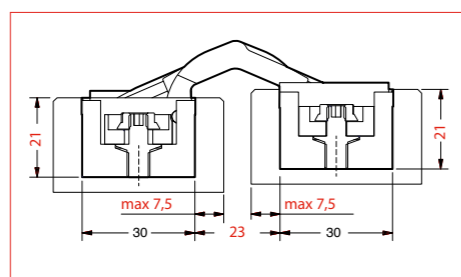
REVERSIBILITÀ - REVERSIBILITY - REVERSIBILIDAD

Reversibile per porte da 35 mm a 45 mm di spessore
Reversible for doors from 35 mm to 45 mm thick
Reversible para puertas de 35 mm hasta 45 mm de espesor



Sezione porta
Door cross-section
Sección de puerta

A	B
15,5	2,5
14,5	3
13,5	3,5
12	4
10	4,5
8	5



* Profondità di cava contenuta - Small drilling depth - Baja profundidad de corte

PORTATA ANTE

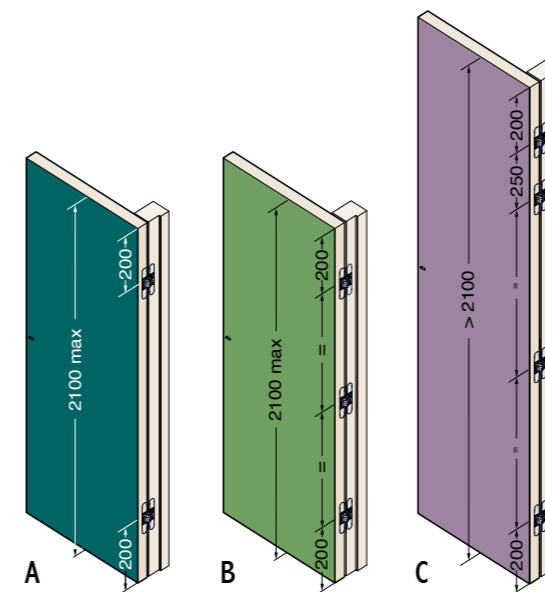
Larghe fino a 850 mm
Alte fino a 2100 mm
A - 2 cerniere kg 40
B - 3 cerniere kg 60
Alte oltre 2100 mm
C - 4 cerniere kg 60

CAPACITY DOORS

Width up to 850 mm
Alte fino a 2100 mm
A - 2 hinges kg 40
B - 3 hinges kg 60
More than 2100 mm high
C - 4 hinges kg 60

CAPACIDAD PUERTAS

Anchas hasta 850 mm
Altas hasta 2100 mm
A - 2 bisagras kg 40
B - 3 bisagras kg 60
Mas altas que 2100 mm
C - 4 bisagras kg 60



831

mm.116,5x25,8

Cod. CI000831 **NIKOO**
 Cod. CI000831 **OTTOO**
 Cod. CI000831 **BROOO**

Cerniere invisibili per porte
 Invisible hinges for doors
 Bisagras ocultas para puertas



CARATTERISTICHE:

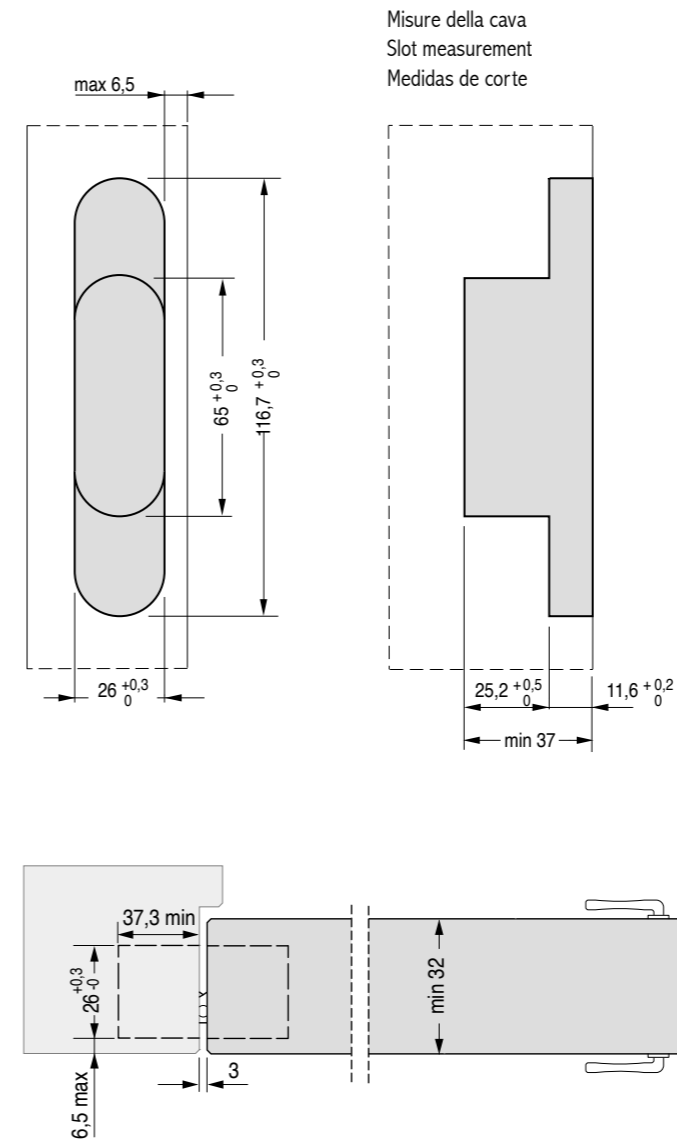
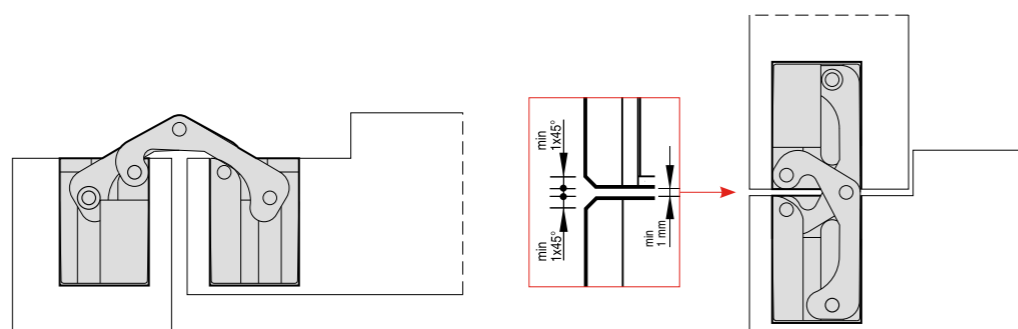
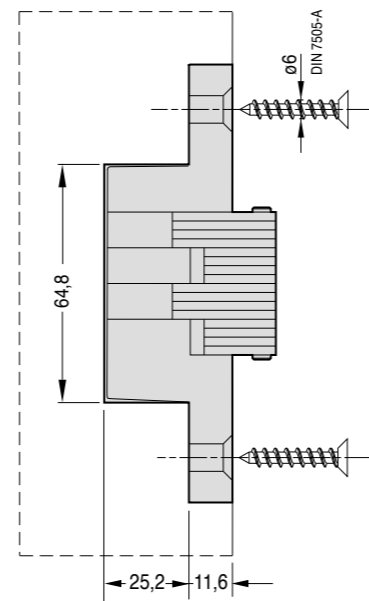
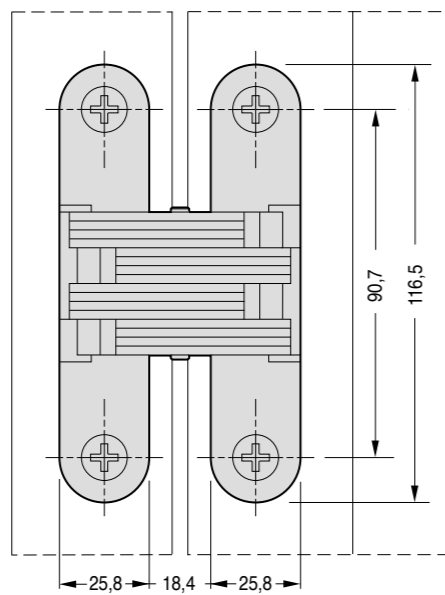
- Realizzata in acciaio e zama in 3 diverse finiture
- Adatta per ante con spessore minimo di 32 mm
- Lunghezza totale 116,5 mm
- Profondità 36,8 mm
- Portata fino a 70 kg
- Simmetria di cava

MAIN FEATURES:

- Produced in steel and zamak in 3 different finishes
- Suitable for doors of 32 mm min. thickness
- Total length 116,5 mm
- Depth 36,8 mm
- Load capacity up to 70 kg
- Slot symmetry

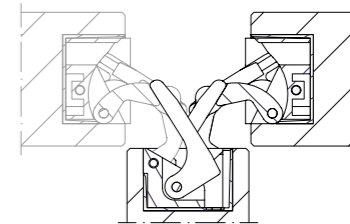
CARACTERÍSTICAS:

- Fabricada en acero y zamak en 3 acabados diferentes
- Adapta para puertas con un espesor mínimo de 32 mm
- Longitud total 116,5 mm
- Profundidad de 36,8 mm
- Capacidad de carga hasta 70 kg
- Simetría de corte



REVERSIBILITÀ - REVERSIBILITY - REVERSIBILIDAD

Reversibile per porte da 32 mm a 39 mm di spessore
 Reversible for doors from 32 mm to 39 mm thick
 Reversible para puertas de 32 mm hasta 39 mm de espesor



Sezione porta
 Door cross-section
 Sección de puerta

PORTATA ANTE

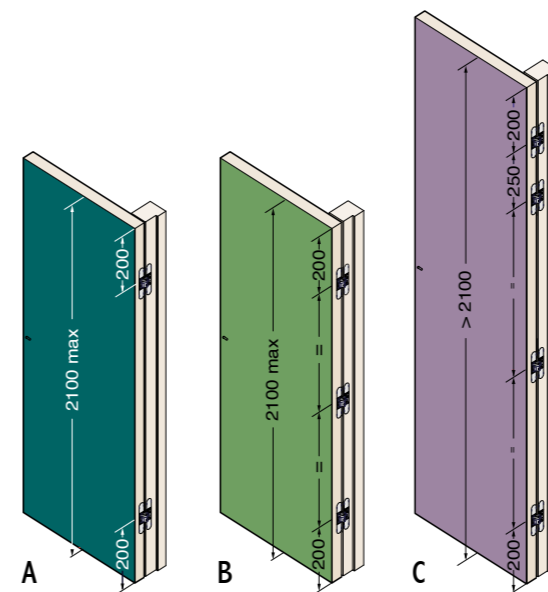
Larghe fino a 850 mm
 Alte fino a 2100 mm
 A - 2 cerniere kg 50
 B - 3 cerniere kg 70
 Alte oltre 2100 mm
 C - 4 cerniere kg 70

CAPACITY DOORS

Width up to 850 mm
 Alte fino a 2100 mm
 A - 2 hinges kg 50
 B - 3 hinges kg 70
 More than 2100 mm high
 C - 4 hinges kg 70

CAPACIDAD PUERTAS

Anchas hasta 850 mm
 Altas hasta 2100 mm
 A - 2 bisagras kg 50
 B - 3 bisagras kg 70
 Mas altas que 2100 mm
 C - 4 bisagras kg 70



731

mm.116,5x25,8

Cod. CI000731 NIKOO
 Cod. CI000731 OTT00
 Cod. CI000731 BRO00

Cerniere invisibili per porte
 Invisible hinges for doors
 Bisagras ocultas para puertas



CARATTERISTICHE:

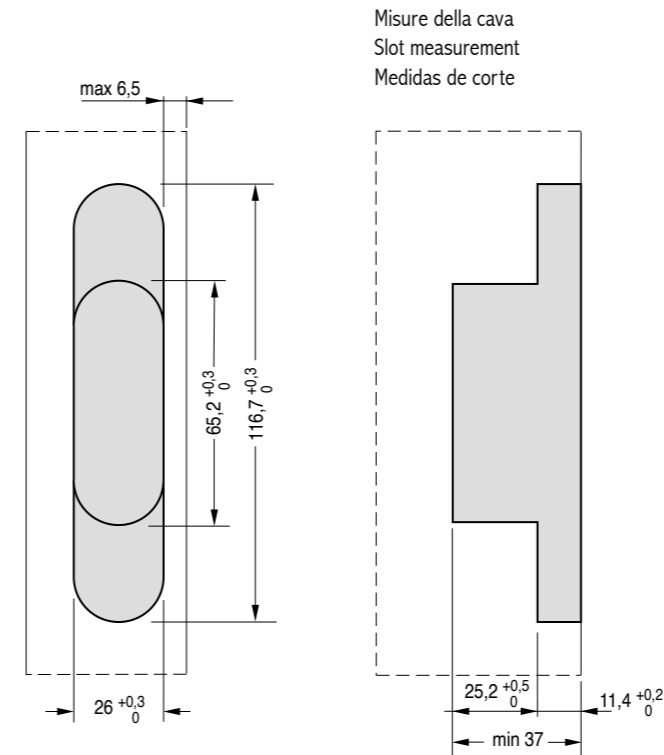
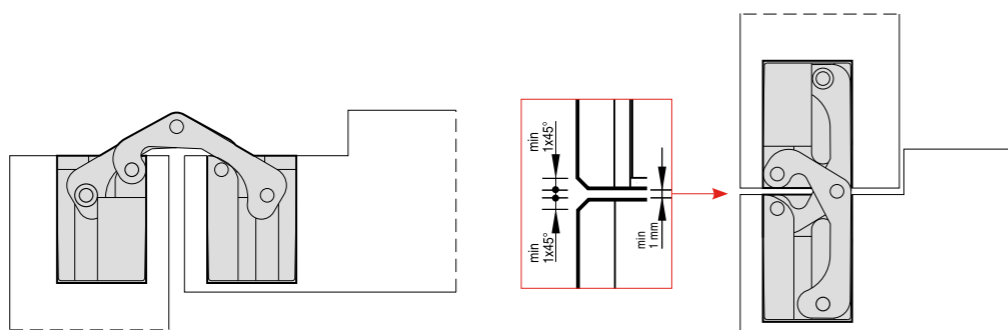
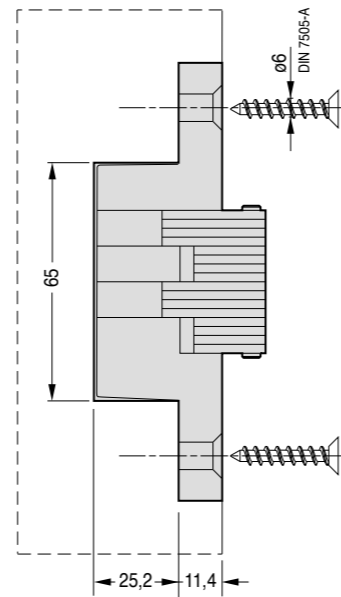
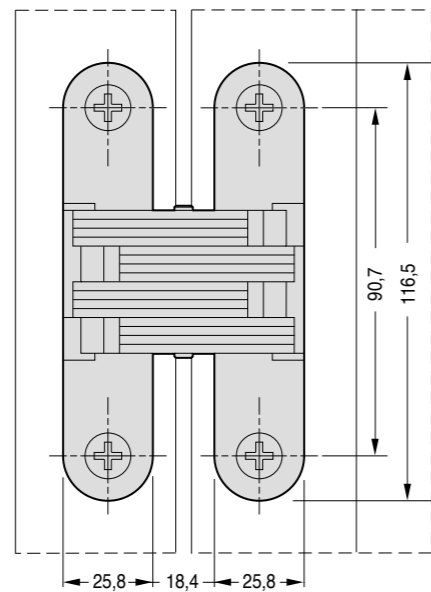
- Realizzata in acciaio in 3 diverse finiture
- Adatta per ante con spessore minimo di 32 mm
- Lunghezza totale 116,5 mm
- Profondità 36,6 mm
- Portata fino a 90 kg
- Simmetria di cava

MAIN FEATURES:

- Produced in steel in 3 different finishes
- Suitable for doors of 32 mm min. thickness
- Total length 116,5 mm
- Depth 36,6 mm
- Load capacity up to 90 kg
- Slot symmetry

CARACTERÍSTICAS:

- Fabricada en acero en 3 acabados diferentes
- Adapta para puertas con un espesor mínimo de 32 mm
- Longitud total 116,5 mm
- Profundidad de 36,6 mm
- Capacidad de carga hasta 90 kg
- Simetría de corte

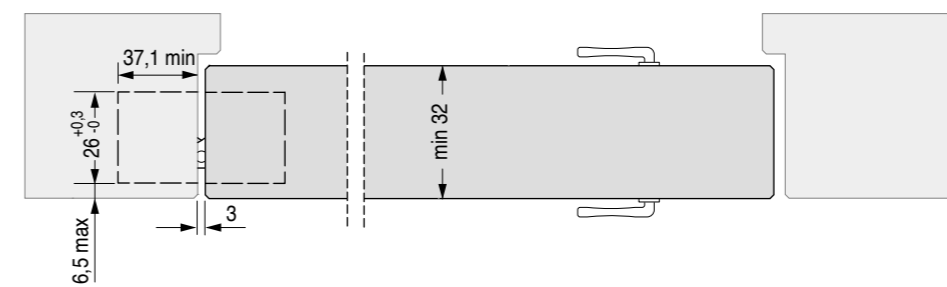
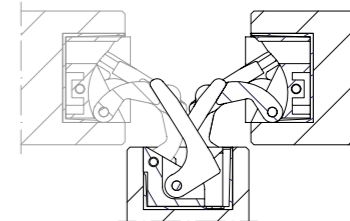


Misure della cava
 Slot measurement
 Medidas de corte



REVERSIBILITÀ - REVERSIBILITY - REVERSIBILIDAD

Reversibile per porte da 32 mm a 39 mm di spessore
 Reversible for doors from 32 mm to 39 mm thick
 Reversible para puertas de 32 mm hasta 39 mm de espesor



Sezione porta
 Door cross-section
 Sección de puerta

PORTATA ANTE


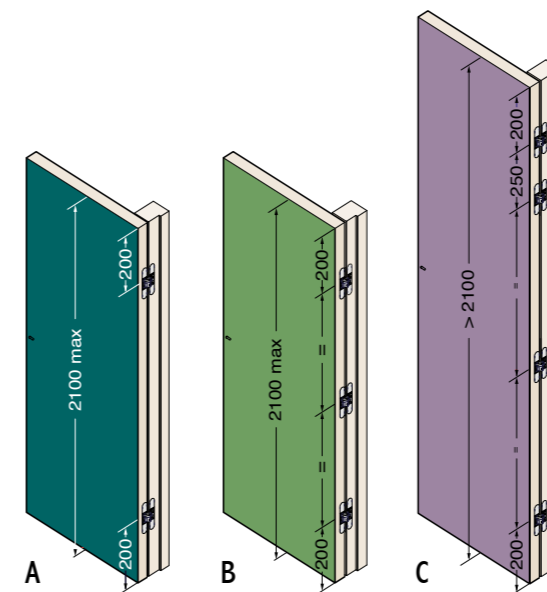
Larghe fino a 850 mm
 Alte fino a 2100 mm
 A - 2 cerniere kg 70
 B - 3 cerniere kg 90
 Alte oltre 2100 mm
 C - 4 cerniere kg 90

CAPACITY DOORS

Width up to 850 mm
 Alte fino a 2100 mm
 A - 2 hinges kg 70
 B - 3 hinges kg 90
 More than 2100 mm high
 C - 4 hinges kg 90

CAPACIDAD PUERTAS

Anchas hasta 850 mm
 Altas hasta 2100 mm
 A - 2 bisagras kg 70
 B - 3 bisagras kg 90
 Mas altas que 2100 mm
 C - 4 bisagras kg 90



930
mm.95,6x19,6

Cerniere invisibili per porte
Invisible hinges for doors
Bisagras ocultas para puertas



Cod. CI000930 NIKOO
Cod. CI000930 OTT00
Cod. CI000930 NOP00

Pack. 20

CARATTERISTICHE:

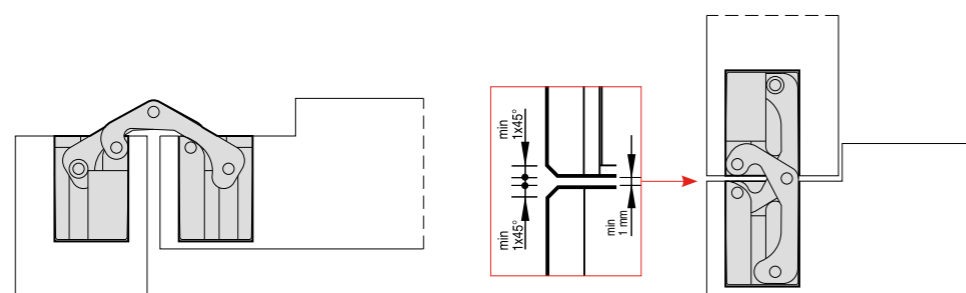
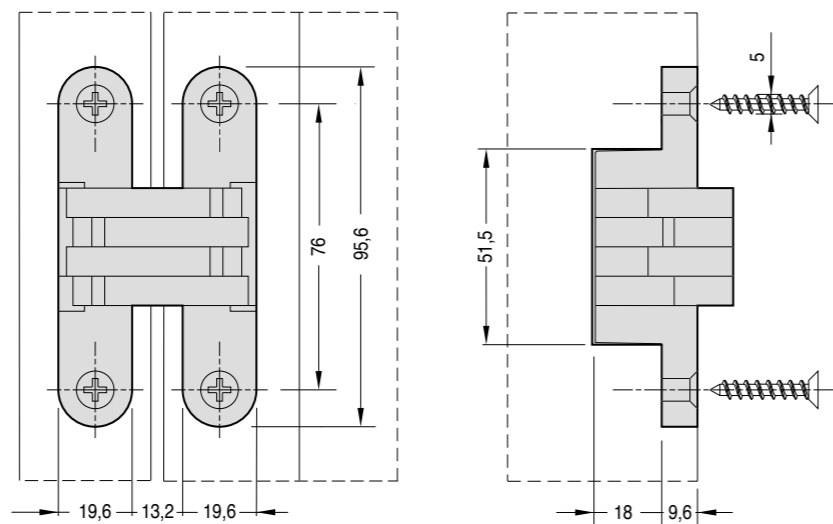
- Realizzata in zama in 3 diverse finiture
- Adatta per ante con spessore minimo di 26 mm
- Lunghezza totale 95,6 mm
- Profondità 27,6 mm
- Portata fino a 60 kg
- Simmetria di cava

MAIN FEATURES:

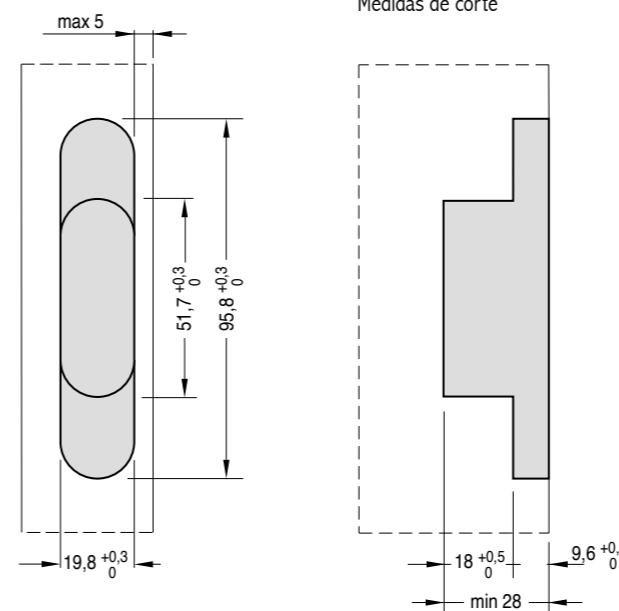
- Produced in zamak in 3 different finishes
- Suitable for doors of 26 mm min. thickness
- Total length 95,6 mm
- Depth 27,6 mm
- Load capacity up to 60 kg
- Slot symmetry

CARACTERÍSTICAS:

- Fabricada en zamak en 3 acabados diferentes
- Adapta para puertas con un espesor mínimo de 26 mm
- Longitud total 95,6 mm
- Profundidad de 27,6 mm
- Capacidad de carga hasta 60 kg
- Simetría de corte

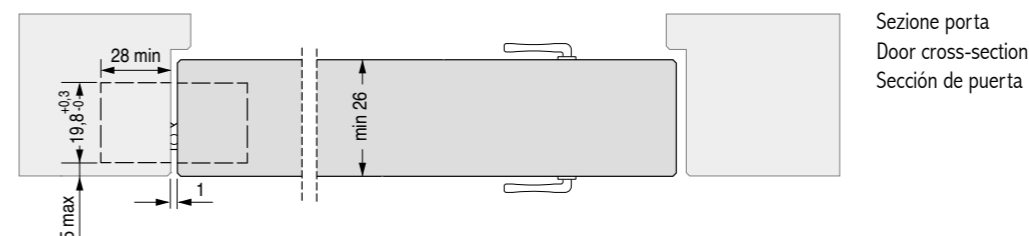
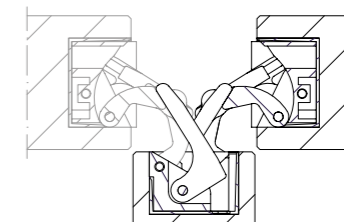


Misure della cava
Slot measurement
Medidas de corte

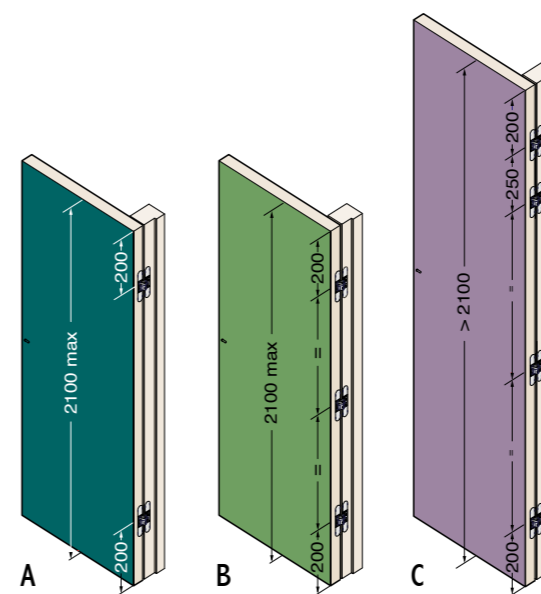


REVERSIBILITÀ - REVERSIBILITY - REVERSIBILIDAD

Reversibile per porte da 26 mm a 30 mm di spessore
Reversible for doors from 26 mm to 30 mm thick
Reversible para puertas de 26 mm hasta 30 mm de espesor



Sezione porta
Door cross-section
Sección de puerta



PORTATA ANTE

Larghe fino a 850 mm
Alte fino a 2100 mm
A - 2 cerniere kg 40
B - 3 cerniere kg 60
Alte oltre 2100 mm
C - 4 cerniere kg 60

CAPACITY DOORS

Width up to 850 mm
Alte fino a 2100 mm
A - 2 hinges kg 40
B - 3 hinges kg 60
More than 2100 mm high
C - 4 hinges kg 60

CAPACIDAD PUERTAS

Anchas hasta 850 mm
Altas hasta 2100 mm
A - 2 bisagras kg 40
B - 3 bisagras kg 60
Mas altas que 2100 mm
C - 4 bisagras kg 60



830

mm.95,6x19,6

Cod. CI000830 **NIKOO**
 Cod. CI000830 **OTTOO**
 Cod. CI000830 **BROOO**

Cerniere invisibili per porte
 Invisible hinges for doors
 Bisagras ocultas para puertas



Pack. 20

CARATTERISTICHE:

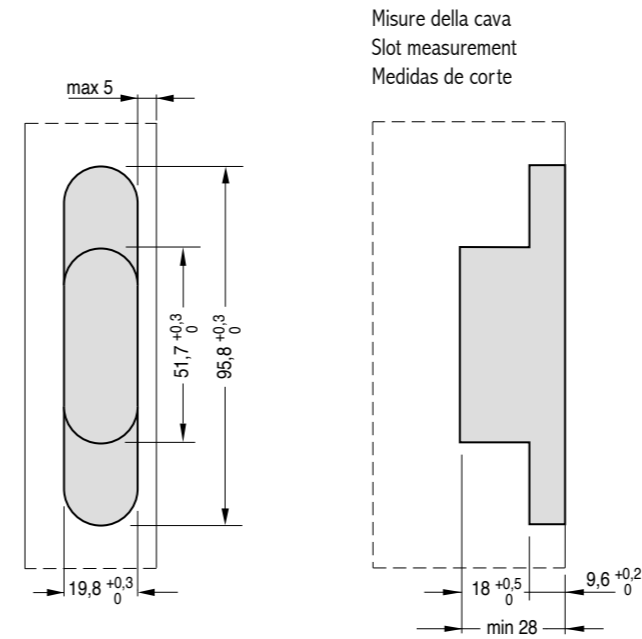
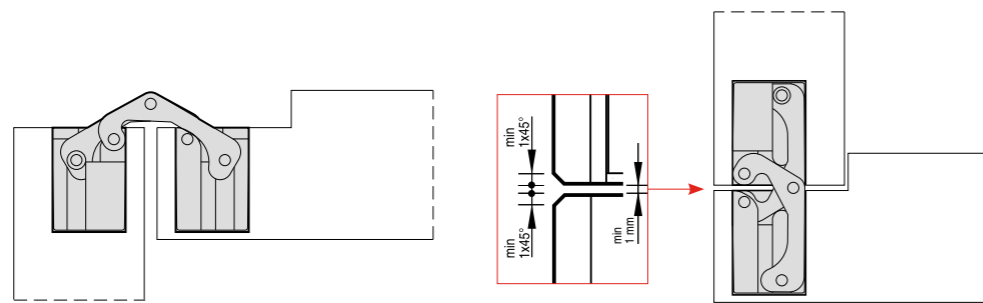
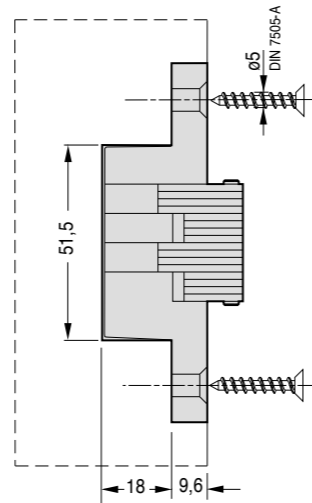
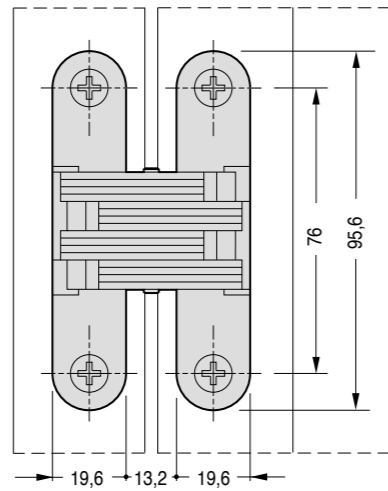
- Realizzata in acciaio e zama in 3 diverse finiture
- Adatta per ante con spessore minimo di 26 mm
- Lunghezza totale 95,6 mm
- Profondità 27,6 mm
- Portata fino a 50 kg
- Simmetria di cava

MAIN FEATURES:

- Produced in steel and zamak in 3 different finishes
- Suitable for doors of 26 mm min. thickness
- Total length 95,6 mm
- Depth 27,6 mm
- Load capacity up to 50 kg
- Slot symmetry

CARACTERÍSTICAS:

- Fabricada en acero y zamak en 3 acabados diferentes
- Adapta para puertas con un espesor mínimo de 26 mm
- Longitud total 95,6 mm
- Profundidad de 27,6 mm
- Capacidad de carga hasta 50 kg
- Simetria de corte

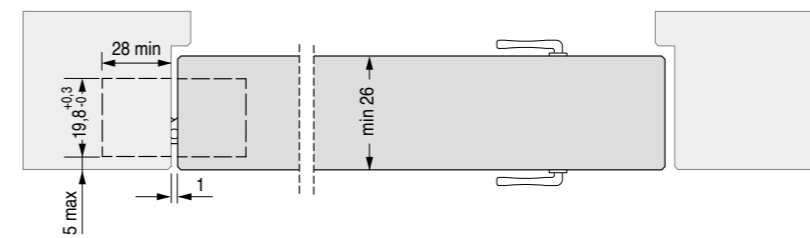
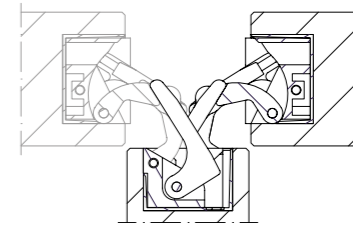


Misure della cava
 Slot measurement
 Medidas de corte



REVERSIBILITÀ - REVERSIBILITY - REVERSIBILIDAD

Reversible per porte da 26 mm a 30 mm di spessore
 Reversible for doors from 26 mm to 30 mm thick
 Reversible para puertas de 26 mm hasta 30 mm de espesor



Sezione porta
 Door cross-section
 Sección de puerta

PORTATA ANTE

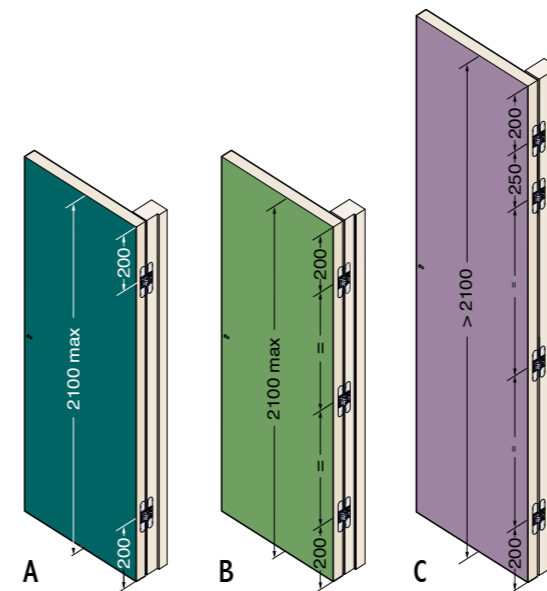
Larghe fino a 850 mm
 Alte fino a 2100 mm
 A - 2 cerniere kg 35
 B - 3 cerniere kg 50
 Alte oltre 2100 mm
 C - 4 cerniere kg 50

CAPACITY DOORS

Width up to 850 mm
 Alte fino a 2100 mm
 A - 2 hinges kg 35
 B - 3 hinges kg 50
 More than 2100 mm high
 C - 4 hinges kg 50

CAPACIDAD PUERTAS

Anchas hasta 850 mm
 Altas hasta 2100 mm
 A - 2 bisagras kg 35
 B - 3 bisagras kg 50
 Mas altas que 2100 mm
 C - 4 bisagras kg 50



829

mm.69,8x15,9

Cerniere invisibili per porte
Invisible hinges for doors
Bisagras ocultas para puertas



Cod. CI000829 NIKOO
Cod. CI000829 OTT00
Cod. CI000829 BRO00

Pack. 20

CARATTERISTICHE:

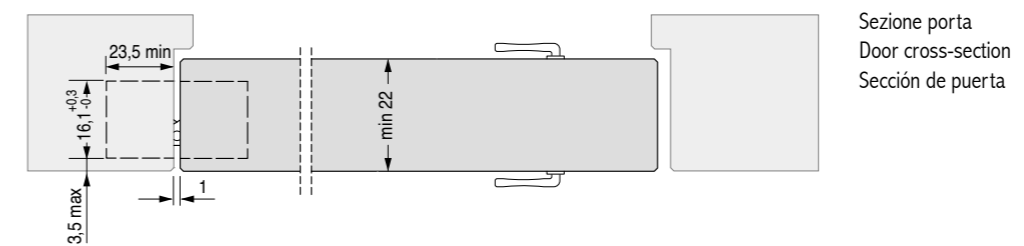
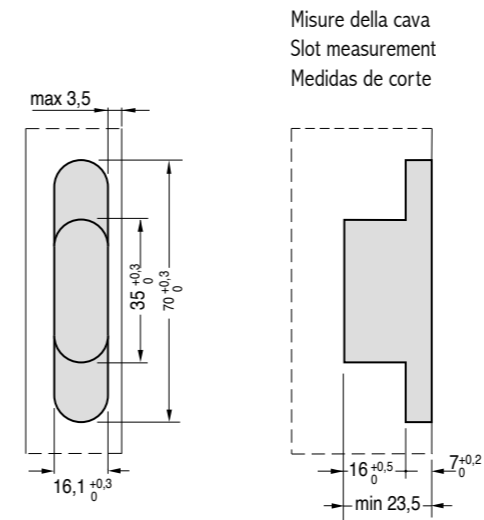
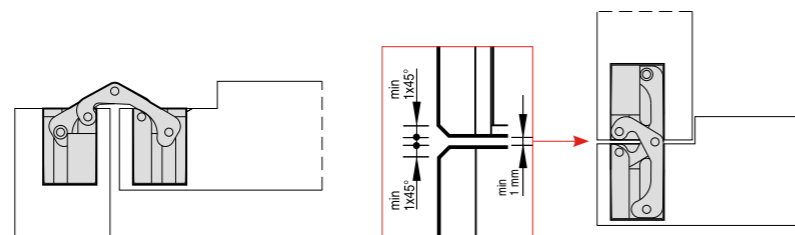
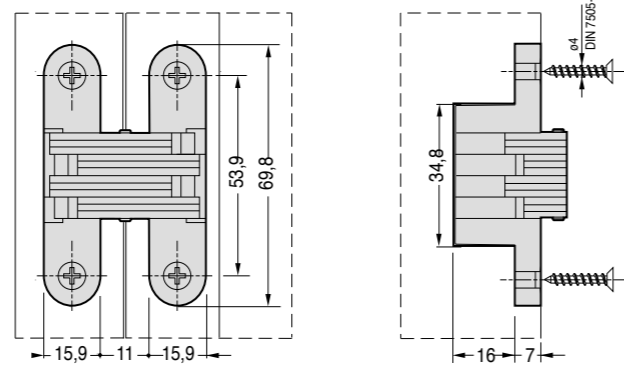
- Realizzata in acciaio e zama in 3 diverse finiture
- Adatta per ante con spessore minimo di 22 mm
- Lunghezza totale 69,8 mm
- Profondità 23 mm
- Portata fino a 25 kg
- Simmetria di cava

MAIN FEATURES:

- Produced in steel and zamak in 3 different finishes
- Suitable for doors of 22 mm min. thickness
- Total length 69,8 mm
- Depth 23 mm
- Load capacity up to 25 kg
- Slot symmetry

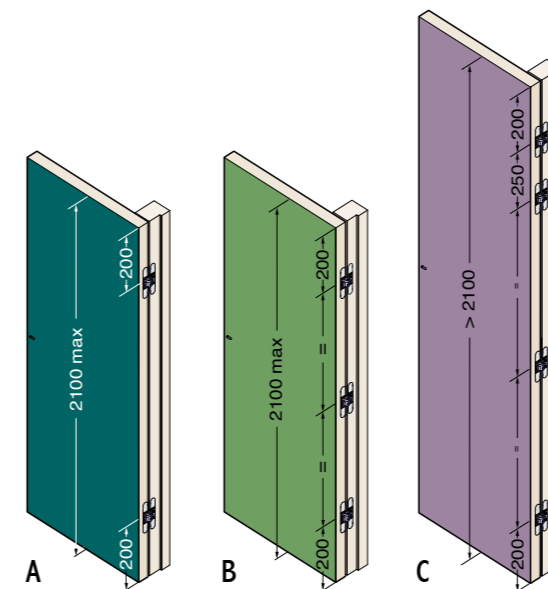
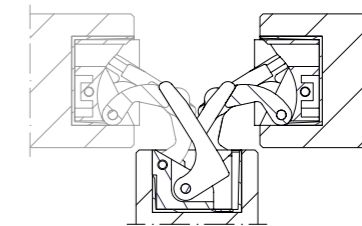
CARACTERÍSTICAS:

- Fabricada en acero y zamak en 3 acabados diferentes
- Adapta para puertas con un espesor mínimo de 22 mm
- Longitud total 69,8 mm
- Profundidad de 23 mm
- Capacidad de carga hasta 25 kg
- Simetría de corte



REVERSIBILITÀ - REVERSIBILITY - REVERSIBILIDAD

Reversibile per porte da 22 mm a 23 mm di spessore
Reversible for doors from 22 mm to 23 mm thick
Reversible para puertas de 22 mm hasta 23 mm de espesor



PORTATA ANTE

Larghe fino a 850 mm
Alte fino a 2100 mm
A - 2 cerniere kg 15
B - 3 cerniere kg 25
Alte oltre 2100 mm
C - 4 cerniere kg 25

CAPACITY DOORS

Width up to 850 mm
Alte fino a 2100 mm
A - 2 hinges kg 15
B - 3 hinges kg 25
More than 2100 mm high
C - 4 hinges kg 25

CAPACIDAD PUERTAS

Anchas hasta 850 mm
Altas hasta 2100 mm
A - 2 bisagras kg 15
B - 3 bisagras kg 25
Mas altas que 2100 mm
C - 4 bisagras kg 25

2015

mm.89x25

Cod. CI002015 **NIKOO**
 Cod. CI002015 **OTTOO**
 Cod. CI002015 **BROOO**

Cerniere invisibili per porte
 Invisible hinges for doors
 Bisagras ocultas para puertas



Pack. 20

CARATTERISTICHE:

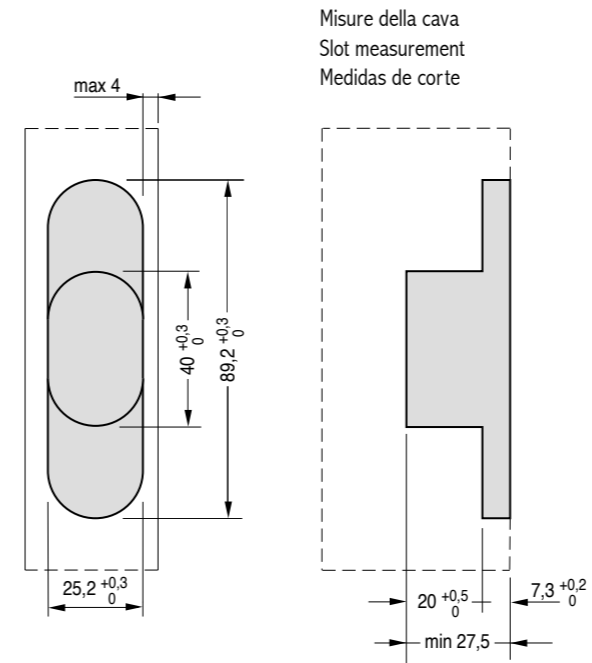
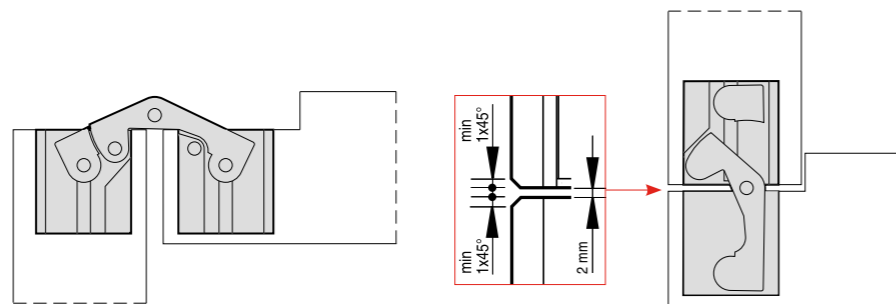
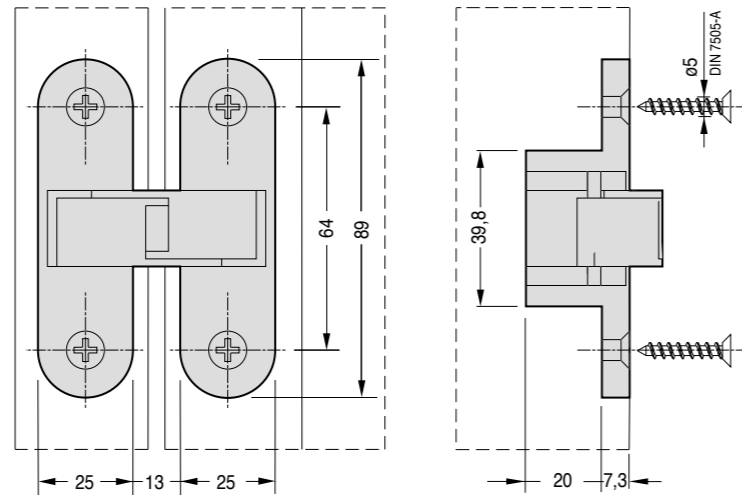
- Realizzata in Nylon PA6 e acciaio in 3 diverse finiture
- Adatta per ante con spessore minimo di 31 mm
- Lunghezza totale 89 mm
- Profondità 27,3 mm
- Portata fino a 50 kg
- Simmetria di cava

MAIN FEATURES:

- Produced in Nylon PA6 and steel in 3 different finishes
- Suitable for doors of 31 mm min. thickness
- Total length 89 mm
- Depth 27,3 mm
- Load capacity up to 50 kg
- Slot symmetry

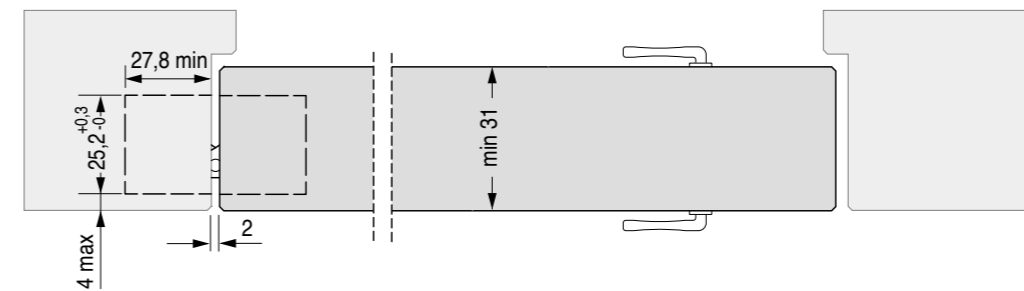
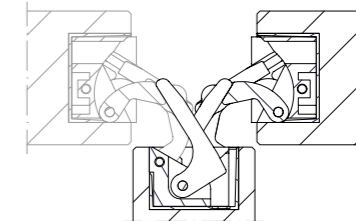
CARACTERÍSTICAS:

- Fabricada en Nylon PA6 y acero en 3 acabados diferentes
- Adapta para puertas con un espesor mínimo de 31 mm
- Longitud total 89 mm
- Profundidad de 27,3 mm
- Capacidad de carga hasta 50 kg
- Simetría de corte

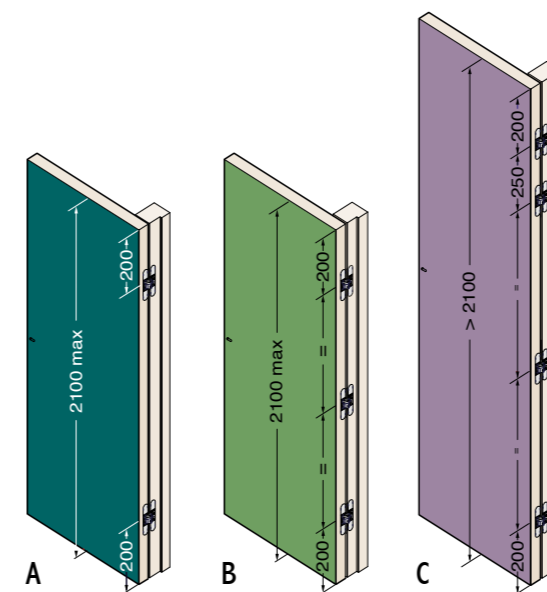


REVERSIBILITÀ - REVERSIBILITY - REVERSIBILIDAD

Reversibile per porte da 31 mm a 33 mm di spessore
 Reversible for doors from 31 mm to 33 mm thick
 Reversible para puertas de 31 mm hasta 33 mm de espesor



Sezione porta
 Door cross-section
 Sección de puerta



PORTATA ANTE

Larghe fino a 850 mm
 Alte fino a 2100 mm
 A - 2 cerniere kg 35
 B - 3 cerniere kg 50
 Alte oltre 2100 mm
 C - 4 cerniere kg 50

CAPACITY DOORS

Width up to 850 mm
 Alte fino a 2100 mm
 A - 2 hinges kg 35
 B - 3 hinges kg 50
 More than 2100 mm high
 C - 4 hinges kg 50

CAPACIDAD PUERTAS

Anchas hasta 850 mm
 Altas hasta 2100 mm
 A - 2 bisagras kg 35
 B - 3 bisagras kg 50
 Mas altas que 2100 mm
 C - 4 bisagras kg 50



2010

mm.89x25

Cod. CI002010 AC100

Cerniere invisibili per porte
Invisible hinges for doors
Bisagras ocultas para puertas



Pack. 20

CARATTERISTICHE:

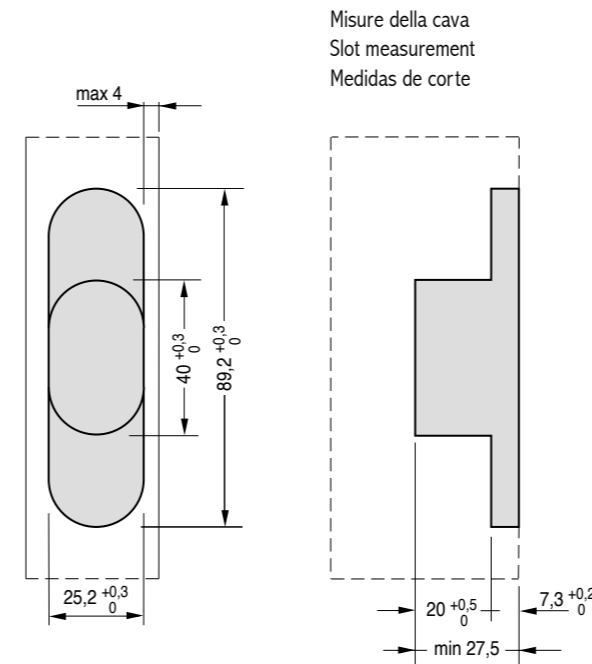
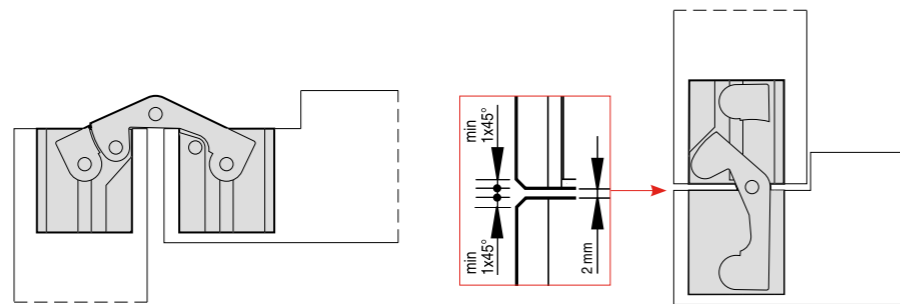
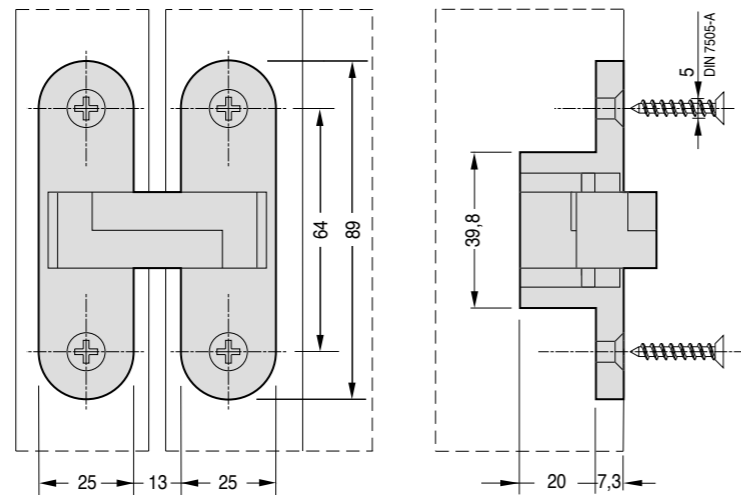
- Realizzata in Nylon PA6 e acciaio Inox AISI 304L
- Adatta per ante con spessore minimo di 31 mm
- Lunghezza totale 89 mm
- Profondità 27,3 mm
- Portata fino a 60 kg
- Simmetria di cava

MAIN FEATURES:

- Produced in Nylon PA6 and Stainless Steel AISI 304L
- Suitable for doors of 31 mm min. thickness
- Total length 89 mm
- Depth 27,3 mm
- Load capacity up to 60 kg
- Slot symmetry

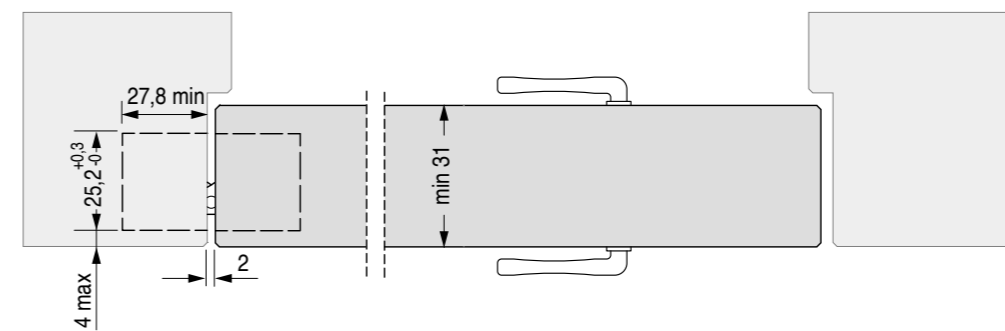
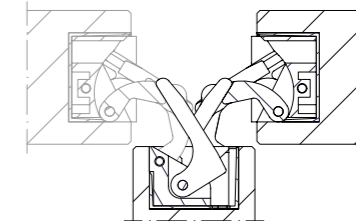
CARACTERÍSTICAS:

- Fabricada en Nylon PA6 y acero inoxidable AISI 304L
- Adapta para puertas con un espesor mínimo de 31 mm
- Longitud total 89 mm
- Profundidad de 27,3 mm
- Capacidad de carga hasta 60 kg
- Simetría de corte

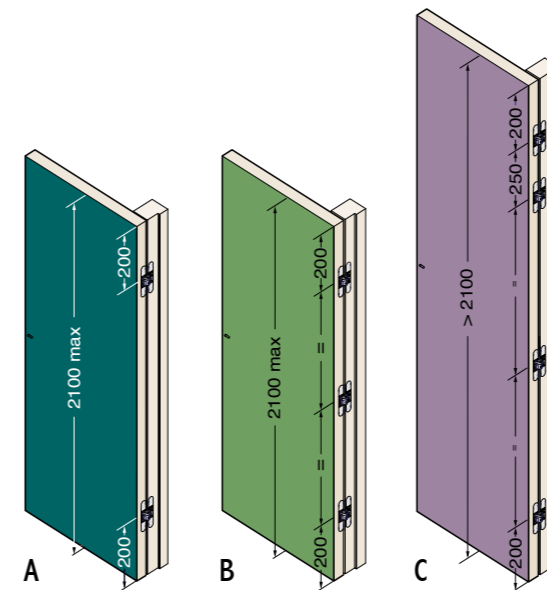


REVERSIBILITÀ - REVERSIBILITY - REVERSIBILIDAD

Reversible per porte da 31 mm a 33 mm di spessore
Reversible for doors from 31 mm to 33 mm thick
Reversible para puertas de 31 mm hasta 33 mm de espesor



Sezione porta
Door cross-section
Sección de puerta



PORTATA ANTE

Larghe fino a 850 mm
Alte fino a 2100 mm
A - 2 cerniere kg 40
B - 3 cerniere kg 60
Alte oltre 2100 mm
C - 4 cerniere kg 60

CAPACITY DOORS

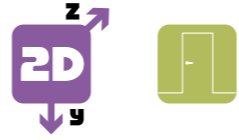
Width up to 850 mm
Alte fino a 2100 mm
A - 2 hinges kg 40
B - 3 hinges kg 60
More than 2100 mm high
C - 4 hinges kg 60

CAPACIDAD PUERTAS

Anchas hasta 850 mm
Altas hasta 2100 mm
A - 2 bisagras kg 40
B - 3 bisagras kg 60
Mas altas que 2100 mm
C - 4 bisagras kg 60



Finiture - Finishes - Acabados



BRO

Bronzato
Bronze-plated
Bronce oscuro




NIK

Nichelato
Nickel-plated
Niquelado



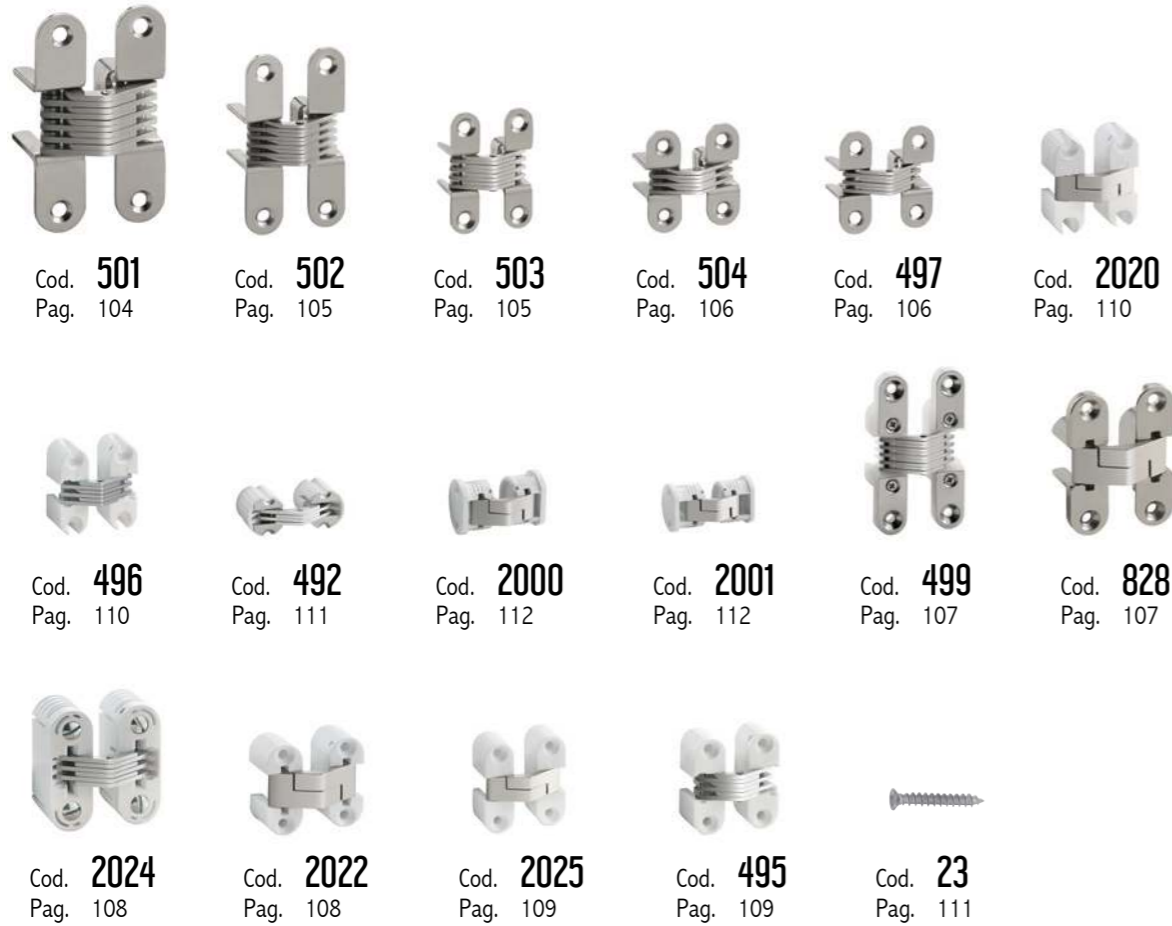
OTT

Ottonato
Brass-plated
Laton

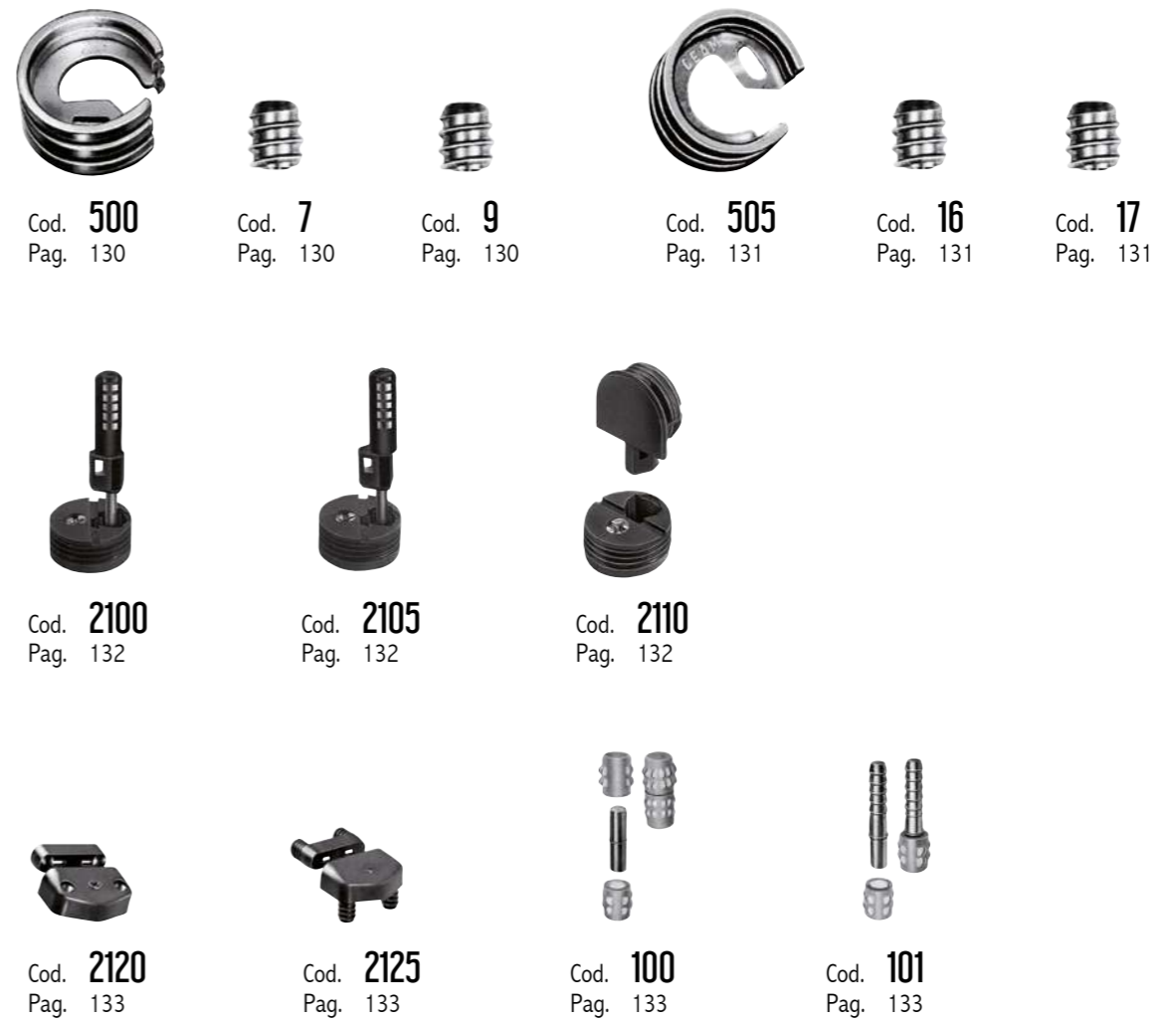




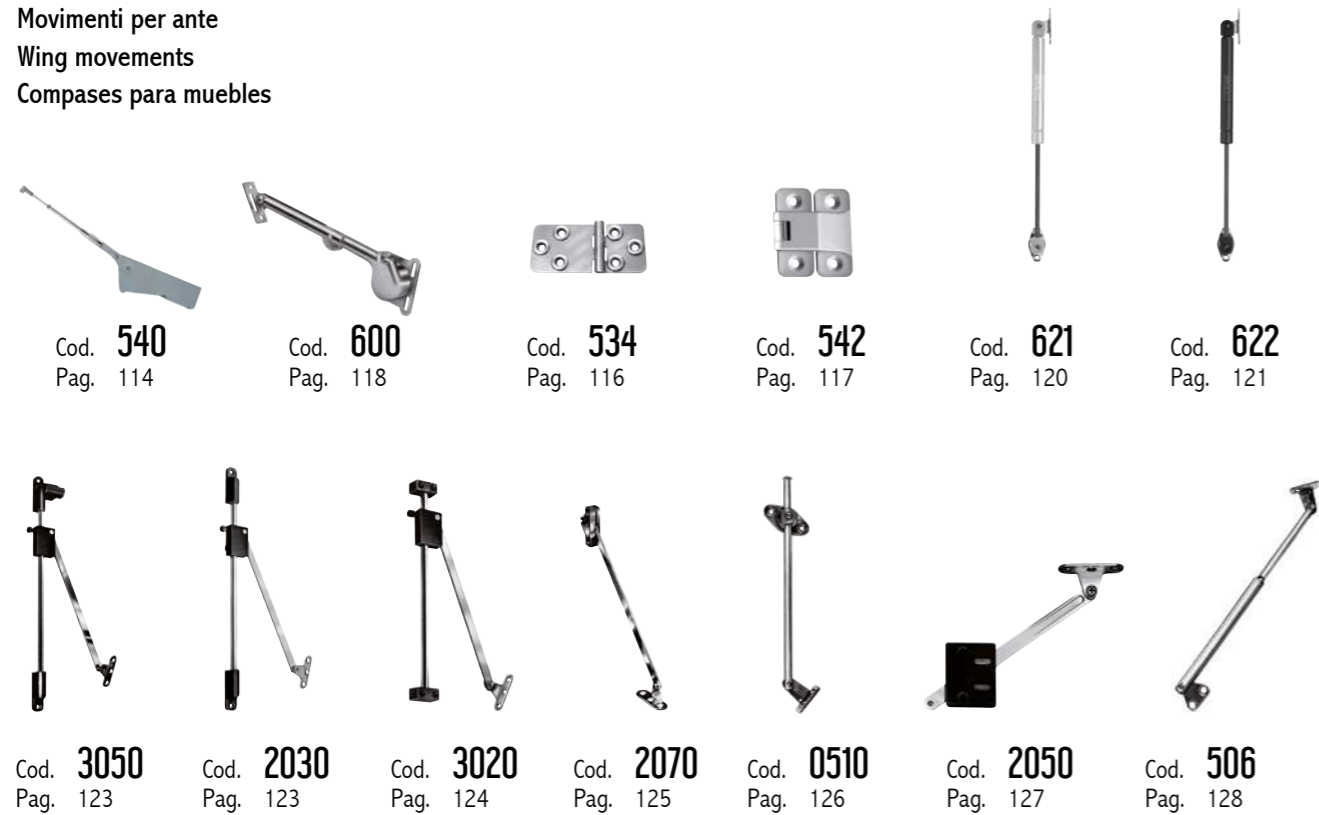
Cerniere invisibili per mobili
Invisible hinges for furniture
Bisagras ocultas para muebles




Giunzioni e bussole
Joints and bushes
Juntas y bujes



Movimenti per ante
Wing movements
Compases para muebles





Reggipiani
Shelf support
Soportes de estanteria

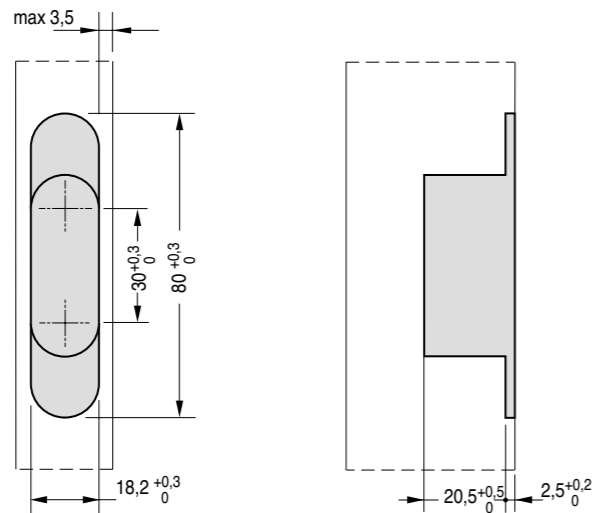
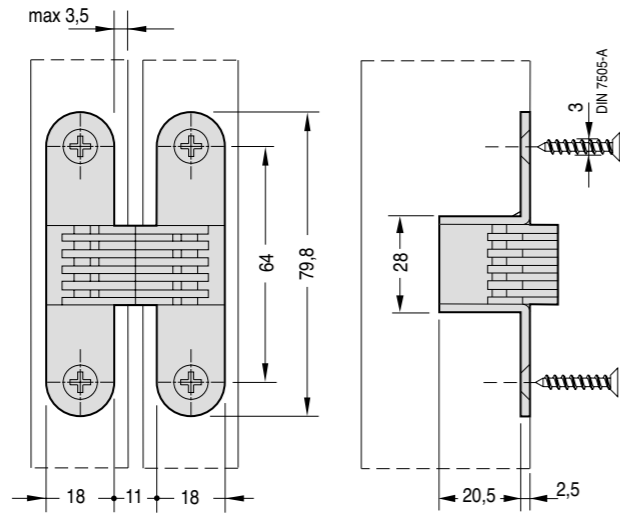


501

mm.79,8x18

Cerniere invisibili per mobili
Invisible hinges for furniture
Bisagras ocultas para muebles

Cod.	Acciaio	Steel	Acero		
CI000501OTT00	ottonato	brass-plated	latonado	180°	20
CI000501NIK00	nichelato	nickel-plated	niquelado	180°	20
CI000501BRO00	bronzato	bronze-plated	bronceado	180°	20



Misure della cava
Slot measurement
Medidas de corte



CI00DIMA00000

Dima
Drilling template
Plantilla





Cod. CI00DIMA00501

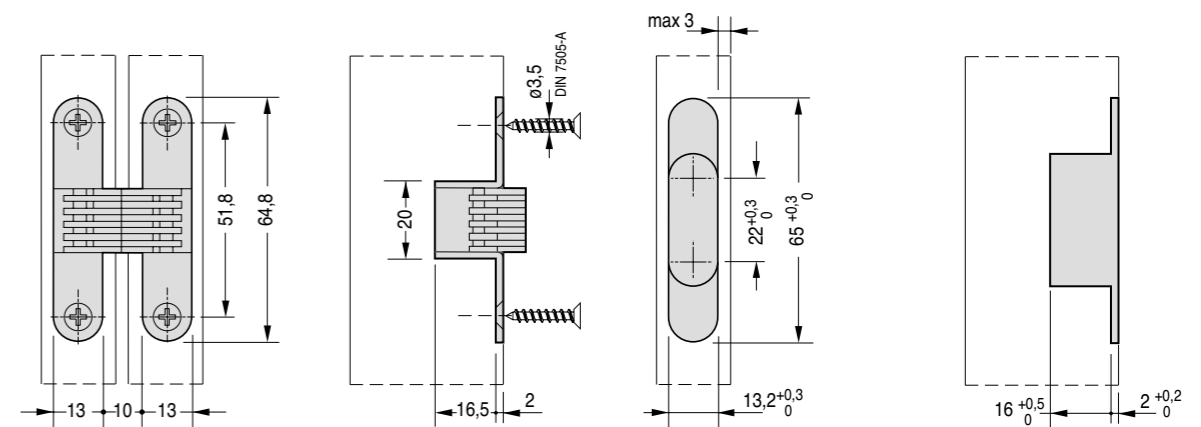
Inserti per 501
Insert for 501
Insertos para 501

Cerniere invisibili per mobili
Invisible hinges for furniture
Bisagras ocultas para muebles

502

mm.64,8x13



Cod.	Acciaio	Steel	Acero		
CI000502OTT00	ottonato	brass-plated	latonado	180°	20
CI000502NIK00	nichelato	nickel-plated	niquelado	180°	20
CI000502BRO00	bronzato	bronze-plated	bronceado	180°	20

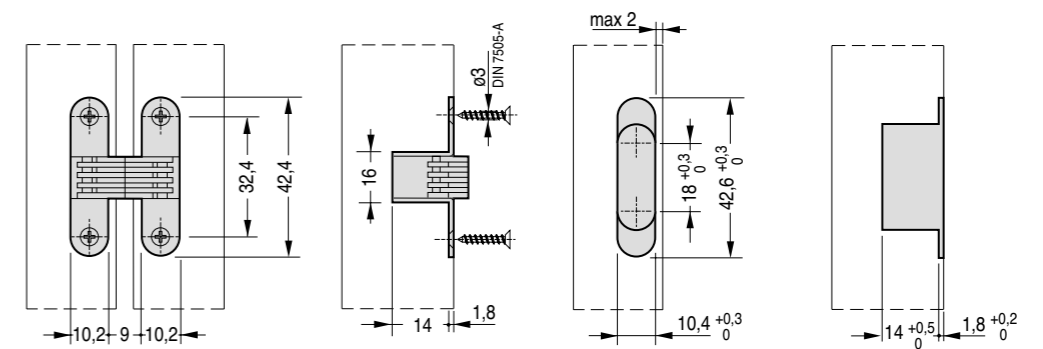


Misure della cava
Slot measurement
Medidas de corte

503

mm.42,4x10

Cod.	Acciaio	Steel	Acero		
CI000503OTT00	ottonato	brass-plated	latonado	180°	20
CI000503NIK00	nichelato	nickel-plated	niquelado	180°	20
CI000503BRO00	bronzato	bronze-plated	bronceado	180°	20



Misure della cava
Slot measurement
Medidas de corte

Cerniere invisibili per mobili
Invisible hinges for furniture
Bisagras ocultas para muebles

504

mm.39,3x13

Cod.

CI000504OTT00

CI000504NIK00

CI000504BRO00

Acciaio

ottonato

nichelato

bronzato

Steel

brass-plated

nickel-plated

bronze-plated

Acero

latonado

niquelado

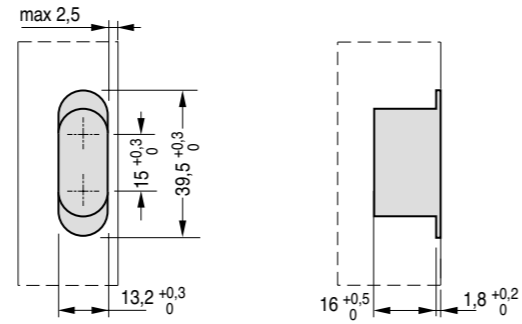
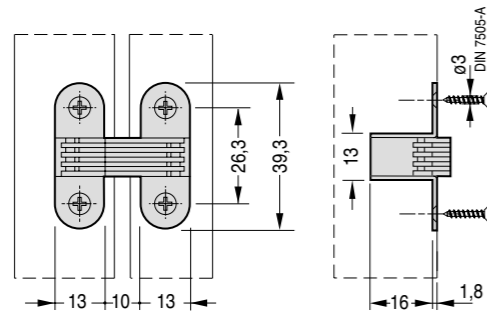
bronceado



180° 20

180° 20

180° 20



Misure della cava
Slot measurement
Medidas de corte

Cerniere invisibili per mobili
Invisible hinges for furniture
Bisagras ocultas para muebles

499

mm.65x12,3

Cod.

CI000499OTT00

CI000499NIK00

CI000499BRO00

Acciaio

ottonato nylon

nichelato nylon

bronzato nylon

Steel

brass-plated nylon

nickel-plated nylon

bronze-plated nylon

Acero

latonado nylon

niquelado nylon

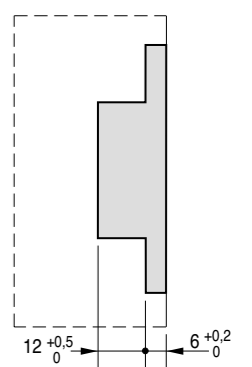
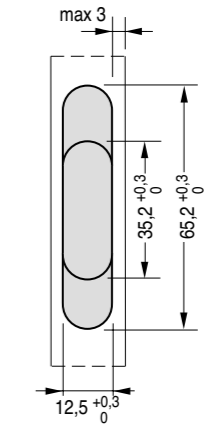
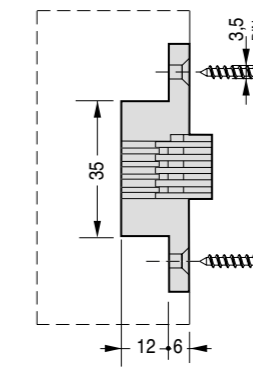
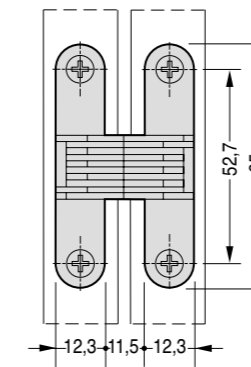
bronceado nylon



180° 50

180° 50

180° 50



Misure della cava
Slot measurement
Medidas de corte

497

mm.39,5x12

Cod.

CI000497OTT00

CI000497NIK00

CI000497BRO00

Acciaio

ottonato

nichelato

bronzato

Steel

brass-plated

nickel-plated

bronze-plated

Acero

latonado

niquelado

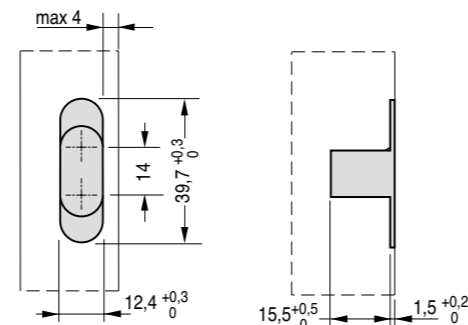
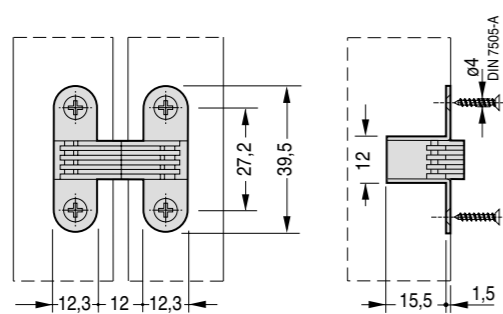
bronceado



180° 20

180° 20

180° 20



Misure della cava
Slot measurement
Medidas de corte

828

mm.50x14

Cod.

CI000828OTT00

CI000828NIK00

CI000828BRO00

Ottone e zama

ottonato

nichelato

bronzato

Brass and zinc alloy

brass-plated

nickel-plated

bronze-plated

Latón y zamak

latonado

niquelado

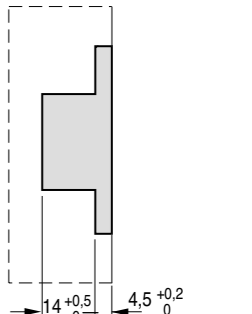
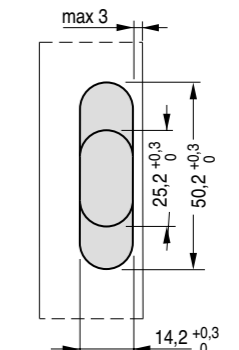
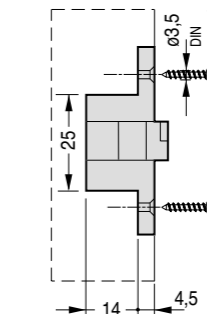
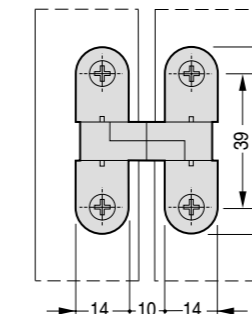
bronceado



180° 20

180° 20

180° 20



Misure della cava
Slot measurement
Medidas de corte

Cerniere invisibili per mobili
Invisible hinges for furniture
Bisagras ocultas para muebles

2024

mm.51x17,8

Cod.

CIO02024MAR00

CIO02024BIA00

Acciaio

bronzato nylon marrone

zincocromato nylon bianco

Steel

bronze-plated brown nylon

zinc chromium white nylon

Acero

bronceado y nylon marron

Zincocromado nylon blanco

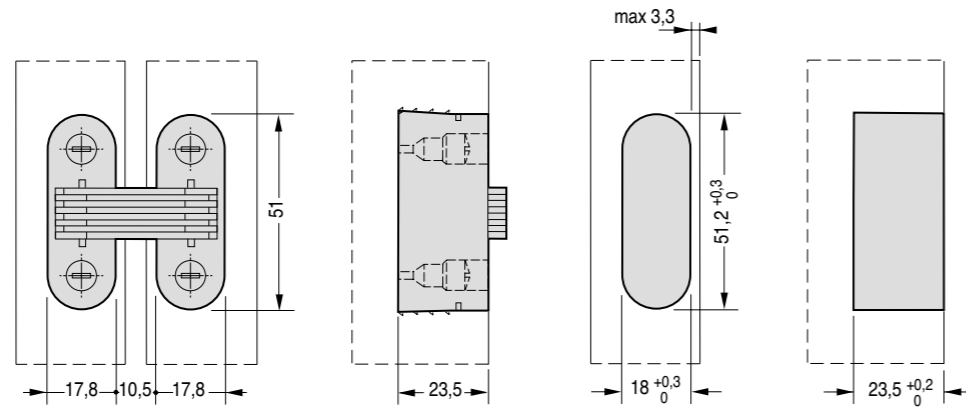


180°

30

180°

30



Fissaggio rapido ad espansione
Expansion fast fastening
Fijación de expansión rápida

Misure della cava
Slot measurement
Medidas de corte

Cerniere invisibili per mobili
Invisible hinges for furniture
Bisagras ocultas para muebles

2025

mm.33x10,8

Cod.

CIO02025BIA00

CIO02025MAR00

CIO02025NER00

Ottone

nichelato nylon bianco

bronzato nylon marrone

brunito nylon nero

Brass

nickel-plated white nylon

bronze-plated brown nylon

burnished-plated black nylon

Laton

niquelado nylon blanco

bronceado nylon marron

bruñido nylon negro



180°

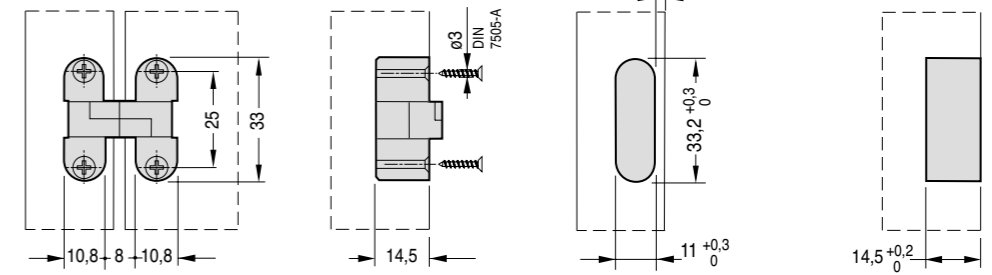
20

180°

20

180°

20



Misure della cava
Slot measurement
Medidas de corte

2022

mm.33,4x13,8

Cod.

CIO02022NER00

CIO02022BIA00

CIO02022MAR00

Ottone

brunito nylon nero

nichelato nylon bianco

bronzato nylon marrone

Brass

burnished-plated black nylon

nickel-plated white nylon

bronze-plated brown nylon

Laton

bruñido nylon negro

niquelado nylon blanco

bronceado nylon marron



180°

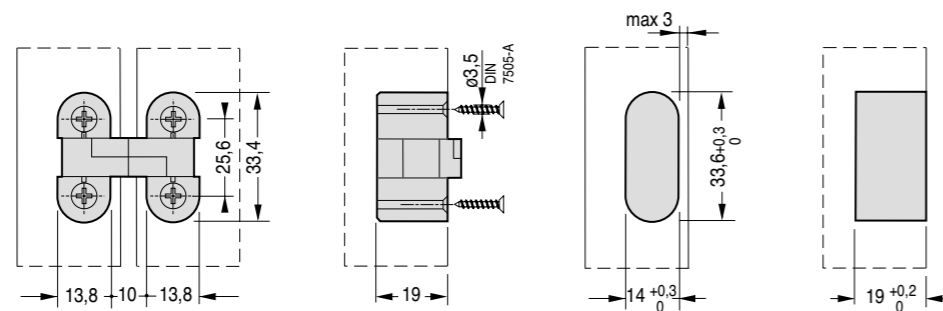
50

180°

50

180°

50



Misure della cava
Slot measurement
Medidas de corte

495

mm.33x10,8

Cod.

CIO00495BIA00

CIO00495MAR00

Acciaio

zincocromato nylon bianco

bronzato nylon marrone

Steel

zinc chromium plated white nylon

bronze-plated brown nylon

Acero

Zincocromado nylon blanco

bronceado nylon marron

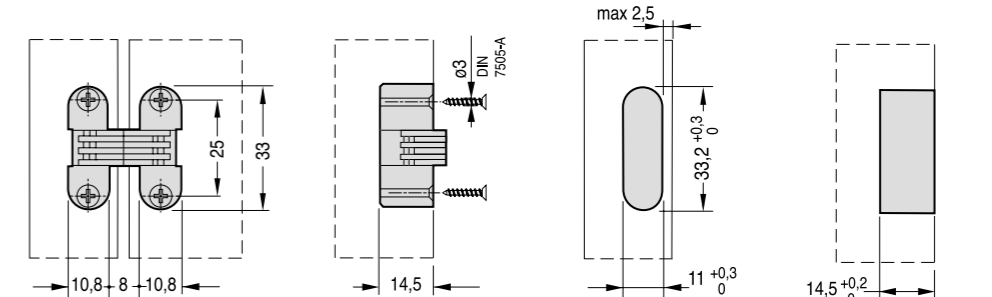


180°

50

180°



50

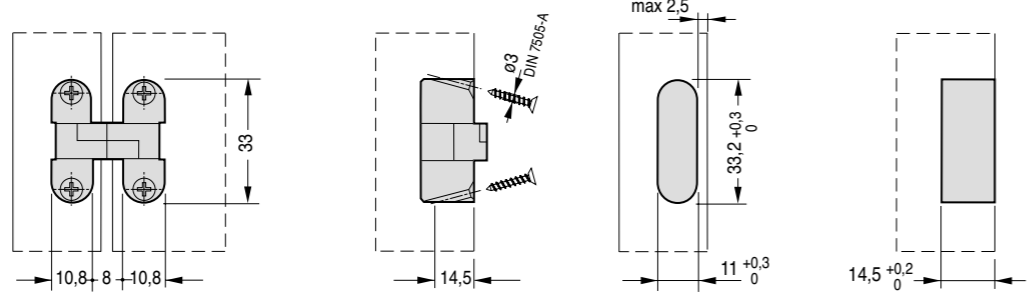


Misure della cava
Slot measurement
Medidas de corte

2020

mm.33x10,8



Cod.	Ottone	Brass	Latón		
CI002020BIA00	nichelato nylon bianco	nickel-plated white nylon	niquelado nylon blanco	180°	20
CI002020MAR00	bronzato nylon marrone	bronze-plated brown nylon	bronceado nylon marron	180°	20
CI002020NER00	brunito nylon nero	burnished-plated black nylon	bruñido nylon negro	180°	20

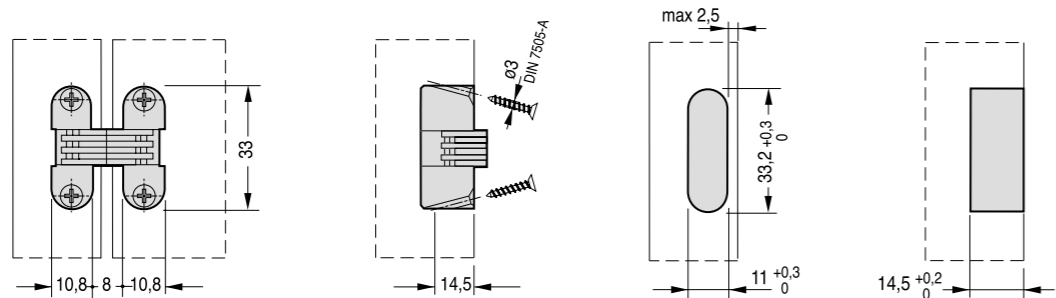


Misure della cava
Slot measurement
Medidas de corte

496

mm.33x10,8

Cod.	Acciaio	Steel	Acero		
CI000496BIA00	zincocromato nylon bianco	zinc chromium plated white nylon	Zincocromado nylon blanco	180°	50
CI000496MAR00	bronzato nylon marrone	bronze-plated brown nylon	bronceado nylon marron	180°	50



Misure della cava
Slot measurement
Medidas de corte

492

mm.ø12



Cod.

CI000492BIA00
CI000493BIA00
CI000494BIA00
CI000498BIA00

Cod.

CI000492MAR00
CI000493MAR00
CI000494MAR00
CI000498MAR00

493

mm.ø14



Acciaio zincocromato

nylon bianco
nylon bianco
nylon bianco
nylon bianco

Acciaio bronzato

nylon bianco
nylon bianco
nylon bianco
nylon bianco

494

mm.ø16



Steel and zinc alloy

white nylon
white nylon
white nylon
white nylon

Steel bronzed

white nylon
white nylon
white nylon
white nylon

498

mm.ø18

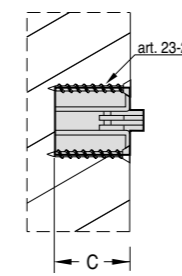
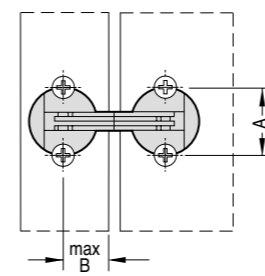


Acero zincocromado

nylon blanco
nylon blanco
nylon blanco
nylon blanco

Acero bronceado

nylon blanco
nylon blanco
nylon blanco
nylon blanco



	A	B	C
Art. 492	12	8	14
Art. 493	14	9,5	16,5
Art. 494	16	11	18,3
Art. 498	18	12	20

23

mm.ø3x20



24

mm.ø2,5x15



	Cod.	Acciaio	Steel	Acero	
23 → 498	VI000023ZNB00	zincocromato	zinc chromium	zincocromado	200
23 → 493	VI000023ZNB00	zincocromato	zinc chromium	zincocromado	200
23 → 494	VI000023ZNB00	zincocromato	zinc chromium	zincocromado	200
24 → 492	VI000024ZNB00	zincocromato	zinc chromium	zincocromado	200
	Cod.	Acciaio	Steel	Acero	
23 → 498	VI000023BR000	bronzato	bronze-plated	bronceado	200
23 → 493	VI000023BR000	bronzato	bronze-plated	bronceado	200
23 → 494	VI000023BR000	bronzato	bronze-plated	bronceado	200
24 → 492	VI000024BR000	bronzato	bronze-plated	bronceado	200

2000

mm.ø25x14

Cod.

CI002000BIA00
CI002000MAR00
CI002000NER00

Ottone

nichelato nylon bianco
bronzato nylon marrone
brunito nylon nero

Brass

nickel-plated white nylon
bronze-plated brown nylon
burnished-plated black nylon

Laton

niquelado nylon blanco
bronceado nylon marron
bruñido nylon negro



180°

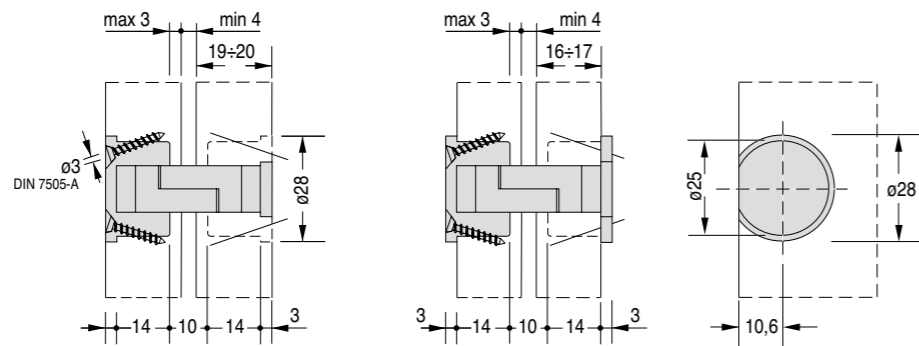
50

180°

50

180°

50



2001

mm.ø25x17

Cod.

CI002001BIA00
CI002001MAR00
CI002001NER00

Ottone

nichelato nylon bianco
bronzato nylon marrone
brunito nylon nero

Brass

nickel-plated white nylon
bronze-plated brown nylon
burnished-plated black nylon

Laton

niquelado nylon blanco
bronceado nylon marron
bruñido nylon negro



180°

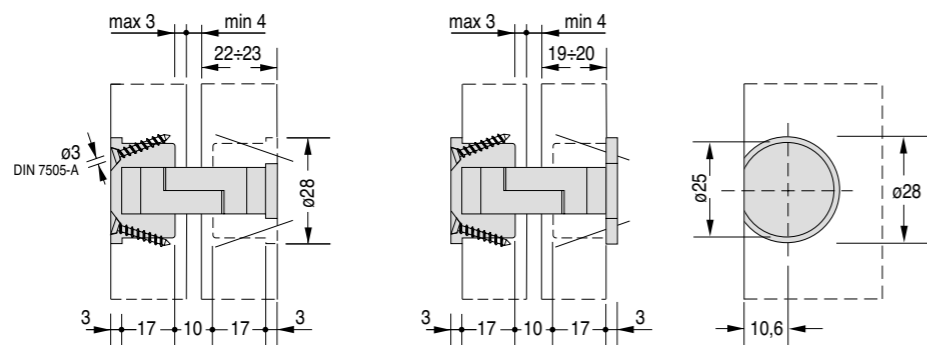
50

180°

50

180°

50



Si possono usare legni con spessori intermedi incassando parzialmente la corona di testa.

Woods with intermediate thickness can be used embedding partly the upper protrusion/part.

Se pueden usar paneles de grososres intermedios, encajando parcialmente la corona de cabeza.



Movimenti per ante
Wing movements
Compases para muebles

La soluzione innovativa per l'apertura verticale delle ante a libro:

- Ideale per altezze delle ante da 500 a 800 mm
- Assicura l'apertura agevolata e la chiusura ammortizzata
- Facile da montare
- Utilizzabile per ante in legno o alluminio
- Permette il montaggio della maniglia in qualsiasi posizione
- Facilita l'inserimento dei ripiani nel mobile

Innovative solution to open vertical folding wings:

- Perfect suited for wings height from 500 to 800 mm
- Very smooth opening and soft closing
- Easy installation
- Suitable for wooden and aluminium wings
- It allows handle installation in every position
- Very easy shelves introduction in the furniture

La solución innovadora para la abertura vertical de las puertas a libro:

- Ideal para alturas de las puertas de 500 a 800mm
- Asegura una fácil apertura y cierre suave
- Fácil de instalar
- Se puede utilizar para puertas de madera o aluminio
- Permite el montaje de la manija en cualquier posición
- Facilita la inserción de estanterías En el mueble

540

Attacco per ante legno
Fitting for wood flap
Enganche para puertas de madera

L tubo	Dx.	Sx.		
250	MA540D4AGRI00	MA540S4AGRI00	90°	1
310	MA540D4BGRI00	MA540S4BGRI00	90°	1
360	MA540D4CGRI00	MA540S4CGRI00	90°	1


540 AL

Attacco per ante alluminio
Fitting for aluminium flap
Enganche para puertas de aluminio

L tubo	Dx.	Sx.		
250	MA540D4AGRIAL	MA540S4AGRIAL	90°	1
310	MA540D4BGRIAL	MA540S4BGRIAL	90°	1
360	MA540D4CGRIAL	MA540S4CGRIAL	90°	1

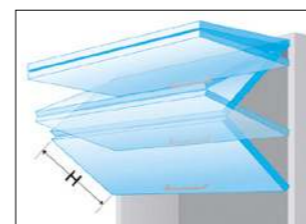


Movimenti per ante
Wing movements
Compases para muebles



1 meccanismo
1 mechanism
1 mecanismo

2 meccanismi
2 mechanism
2 mecanismos



Altezza ante Height of furniture doors Altura puerta H mm	5	6	7	8	9	10	11	12	13	14	15
250	B	C	A			B			C		
300	B	C	A			B	B				
350	C										
	A			B		C					
400	A		B								
					C						

Per altezza ante (H) si intende la singola ante (es.: altezza ante 300, altezza mobile 600). Il peso comprende entrambe le ante e tutta la ferramenta ad esse montata. Il numero in tabella indica la posizione del foro di fissaggio del pistone (vedi disegno).


By furniture-doors' height (H) we mean the single door (for example door's height 300, piece of furniture's height 600). The weight includes both furniture doors and all the furniture hardware. The number in the table shows the position of the fixing hole of the piston (see drawing).

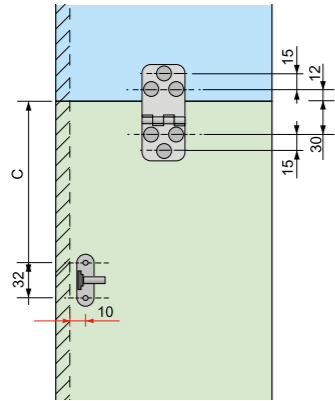
Con "altura puerta (H)" se entiende la sola puerta (ex.altura puerta 300, altura mueble 600). El peso comprende las dos puertas y todos los herrajes instalados. El número en la tabla indica la posición del agujero de fijación del pistón (ver dibujo).

Movimenti per ante
Wing movements
Compases para muebles

534

mm.40x87

Cod.	Acciaio	Steel	Acero	
MA000534NIK00	nichelato	nickel-plated	niquelado	2



Per ante in legno
For wooden doors
Para puertas de madera



Anta - Furniture doors - Puerta

H mm	250	260	270	280	290	300	310	320	330	340	350	360	370	380	390	400
A	41	46	51	56	61	66	71	76	81	86	91	96	101	106	111	116
B	76	78	80	82	84	86	88	90	92	94	96	98	100	102	104	106
C	59	64	69	74	79	84	89	94	99	104	109	114	119	124	129	134
D	290	295	295	300	300	300	305	305	310	310	315	315	315	320	320	320
L	250	250	250	250	250	250	310	310	310	310	310	360	360	360	360	360


Anta legno - Wood flap - Puerta de madera

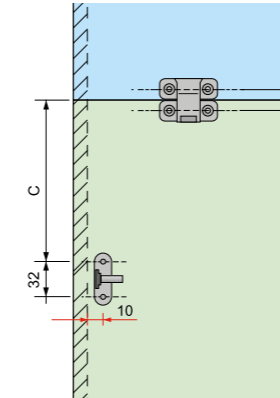
Cod dx	MA540D4AGRI00	MA540D4BGRI00	MA540D4CGRI00
Cod sx	MA540S4AGRI00	MA540S4BGRI00	MA540S4CGRI00

Movimenti per ante
Wing movements
Compases para muebles

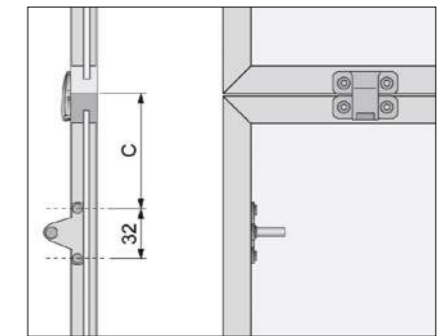
542

mm.46x40

Cod.	Zama	Zama	Zamak	
MA000542NIK00	nichelata	nickel-plated	niquelado	2



Per ante in legno o alluminio
For wooden or aluminium doors
Para puertas de madera o aluminio



Anta - Furniture doors - Puerta

H mm	250	260	270	280	290	300	310	320	330	340	350	360	370	380	390	400
A	41	46	51	56	61	66	71	76	81	86	91	96	101	106	111	116
B	76	78	80	82	84	86	88	90	92	94	96	98	100	102	104	106
C	59	64	69	74	79	84	89	94	99	104	109	114	119	124	129	134
D	290	295	295	300	300	300	305	305	310	310	315	315	315	320	320	320
L	250	250	250	250	250	250	310	310	310	310	310	360	360	360	360	360

Anta legno - Wood flap - Puerta de madera

Cod dx	MA540D4AGRI00	MA540D4BGRI00	MA540D4CGRI00
Cod sx	MA540S4AGRI00	MA540S4BGRI00	MA540S4CGRI00

Anta alluminio - Aluminium flap - Puerta en aluminio

Cod dx AL	MA540D4AGRIAL	MA540D4BGRIAL	MA540D4CGRIAL
Cod sx AL	MA540S4AGRIAL	MA540S4BGRIAL	MA540S4CGRIAL

Movimenti per ante
Wing movements
Compases para muebles

Acciaio e zama nichelati
Steel and zinc alloy, nickel-plated
Acero y zamak niquelados

600
601
602

Attacco per anta legno
Fitting for wood flap
Enganche para puertas de madera

Dx.	Sx.		
SF00600DNIK00	SF00600SNIK00	90°	10
SF00601DNIK00	SF00601SNIK00	90°	10
SF00602DNIK00	SF00602SNIK00	90°	10

600AL
601AL
602AL

Attacco per anta alluminio
Fitting for aluminium flap
Enganche para puertas de aluminio

Dx.	Sx.		
SF00600DNIKAL	SF00600SNIKAL	90°	10
SF00601DNIKAL	SF00601SNIKAL	90°	10
SF00602DNIKAL	SF00602SNIKAL	90°	10

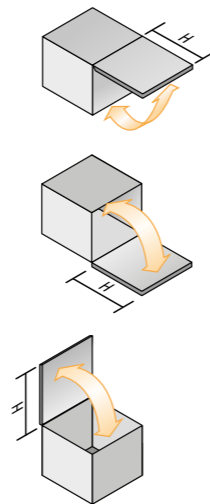
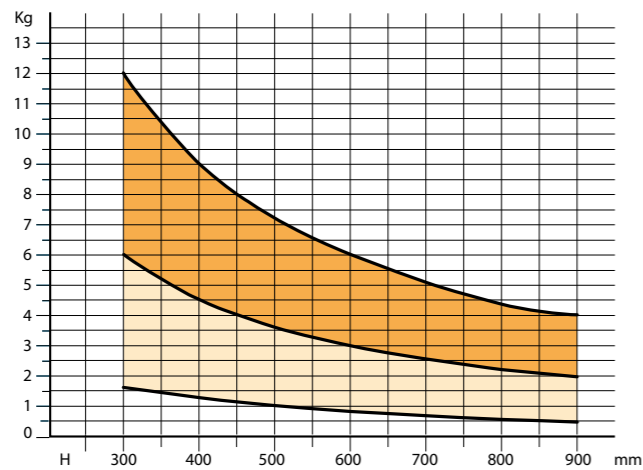


Vite di regolazione
Adjusting screw
Tornillo de ajuste

Dimensioni di applicazione - Application dimensions - Dimensiones de aplicación

1 snodo frenante
1 braking joint
1 compas

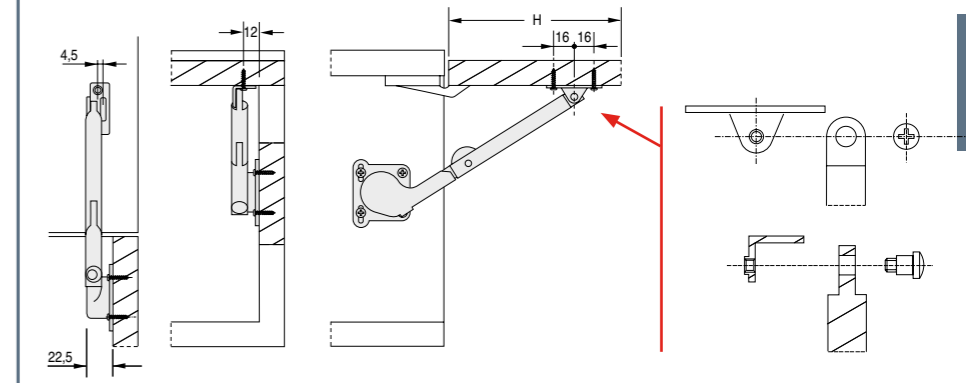
2 snodi frenanti
2 braking joints
2 compases



Movimenti per ante
Wing movements
Compases para muebles

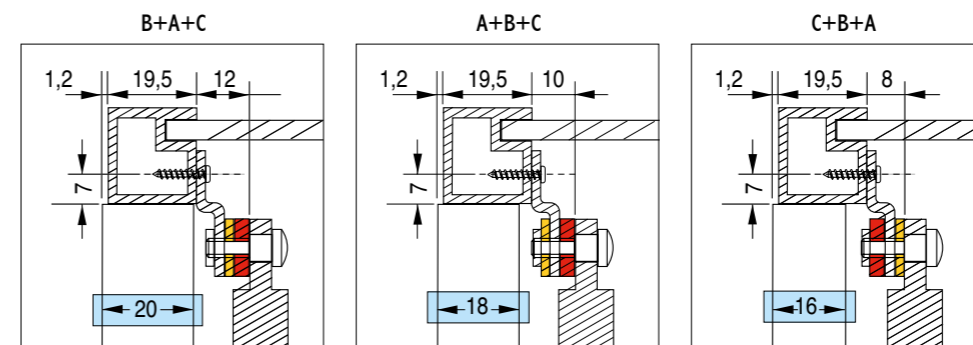
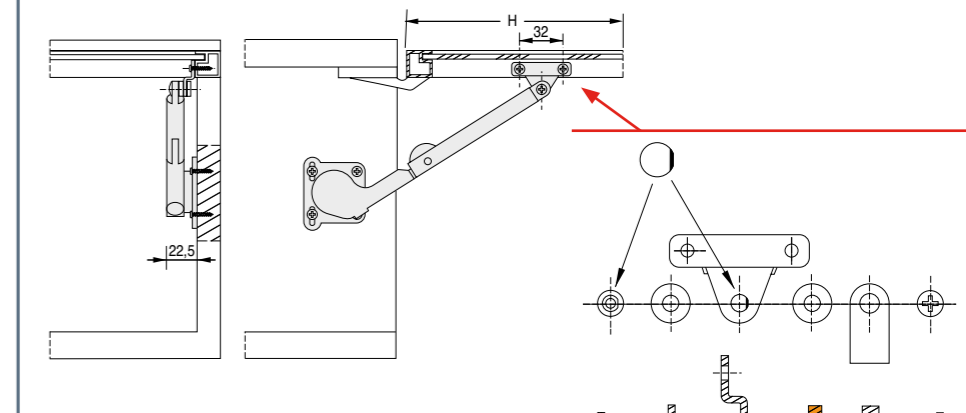
600

Attacco per anta legno
Fitting for wood flap
Enganche para puertas de madera

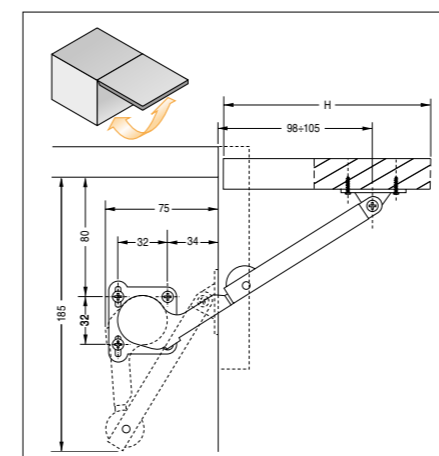


600AL

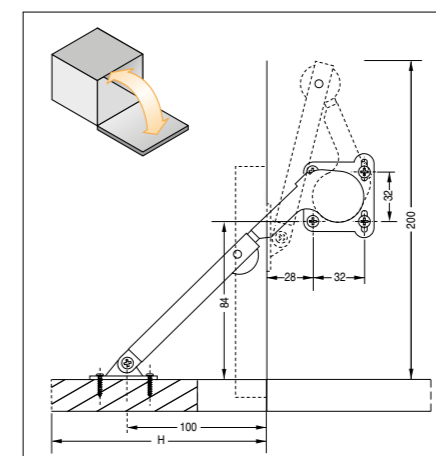
Attacco per anta alluminio
Fitting for aluminium flap
Enganche para puertas de aluminio



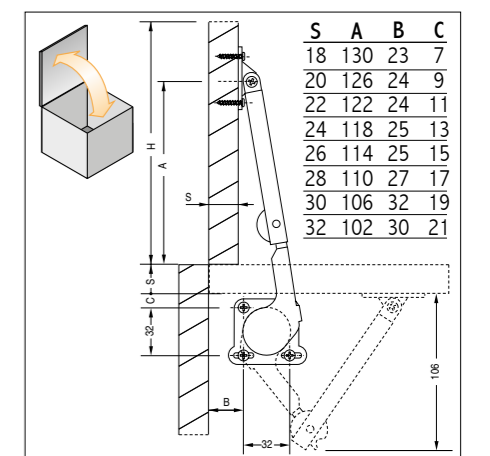
600



601



602



Movimenti per ante
Wing movements
Compases para muebles

621

621AL

Cilindro acciaio verniciato nero
Stell cylinder black painted
Cilindro acero barnizado negro

Cod.

100/N PG062110NEROO
150/N PG062115NEROO

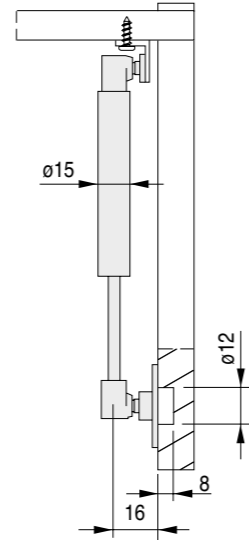
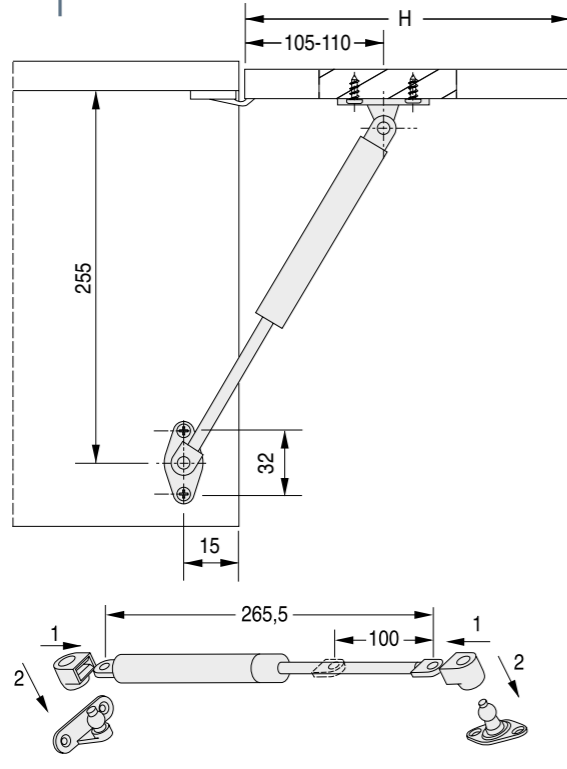
100/N PG062110NERAL
150/N PG062115NERAL

Cilindro acciaio verniciato argento
Stell cylinder silver painted
Cilindro acero barnizado silver

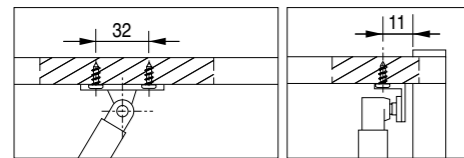
Cod.

PG062110ARGOO 90° 30
PG062115ARGOO 90° 30

PG062110ARGAL 90° 30
PG062115ARGAL 90° 30

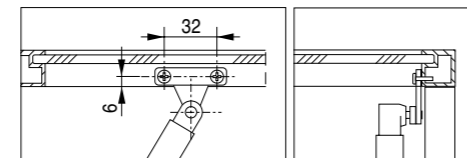


Attacco per anta legno
Fitting for wood flap
Enganche para puertas de madera



100/N

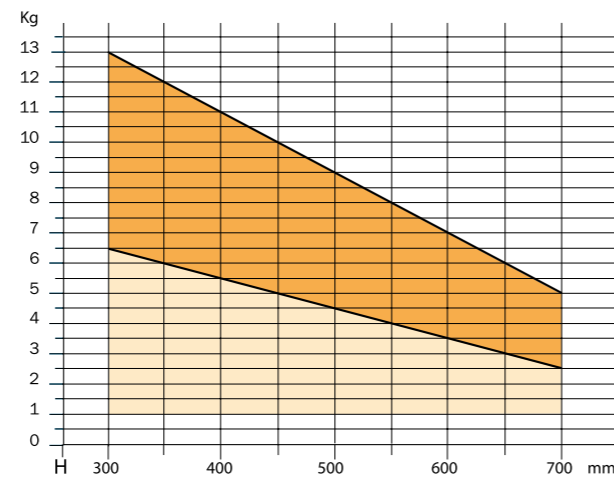
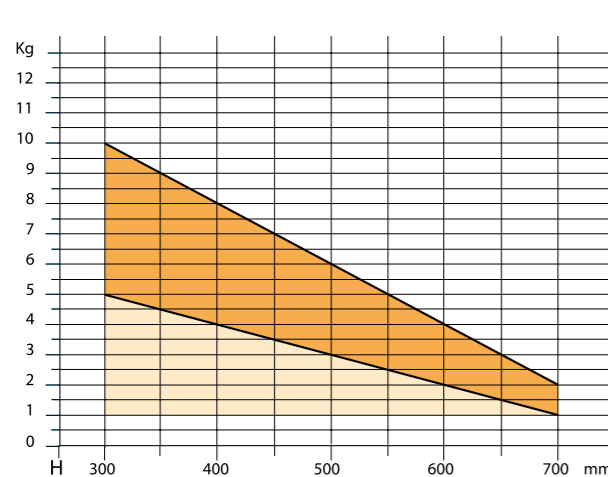
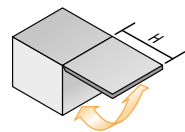
Attacco per anta alluminio
Fitting for aluminium flap
Enganche para puertas de aluminio



150/N

1 Pistone
1 Piston
1 Piston

2 Pistoni
2 Pistons
2 Pistones



Movimenti per ante
Wing movements
Compases para muebles

622
622AL

Cilindro acciaio verniciato argento
Stell cylinder silver painted
Cilindro acero barnizado silver

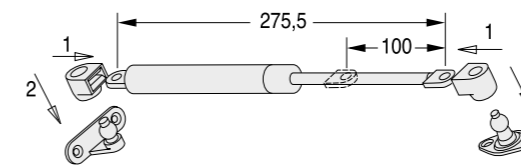
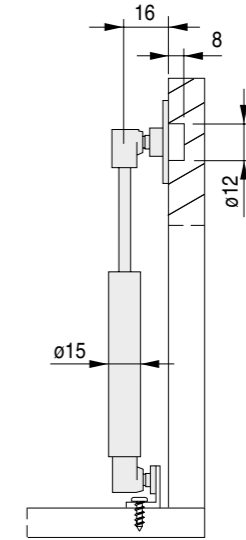
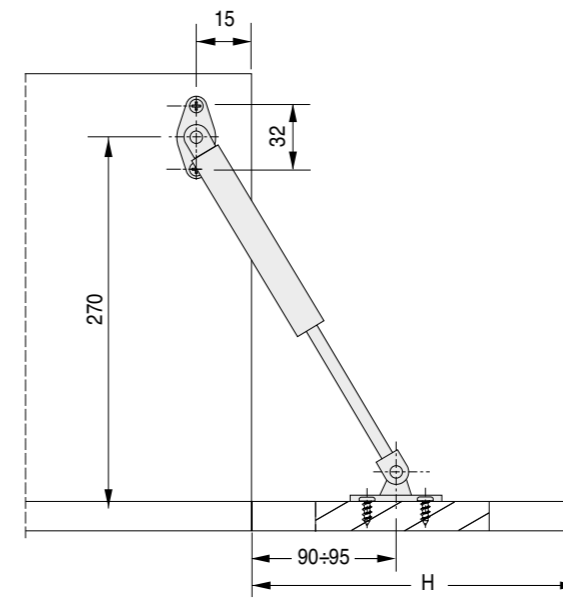
Cod.

PG062215ARGOO

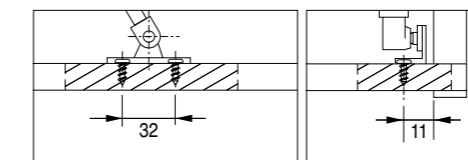
PG062215ARGAL

90° 30

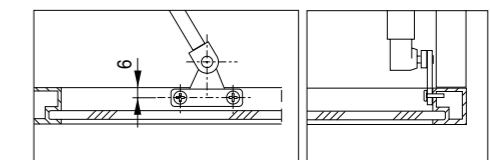
90° 30



Attacco per anta legno
Fitting for wood flap
Enganche para puertas de madera

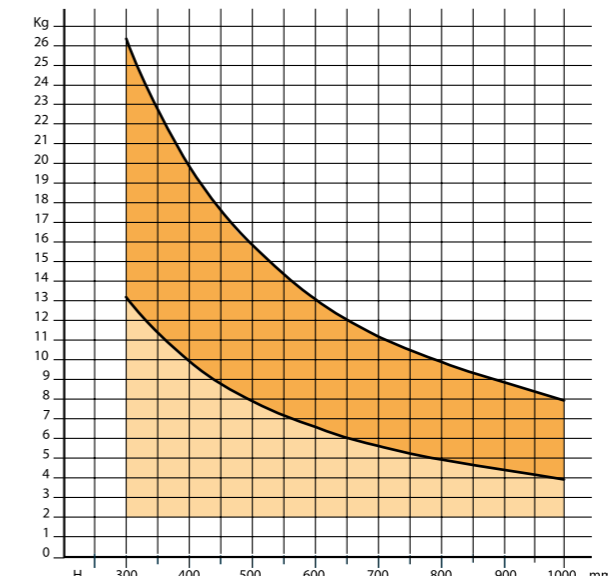
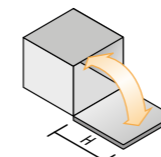


Attacco per anta alluminio
Fitting for aluminium flap
Enganche para puertas de aluminio



1 Pistone
1 Piston
1 Piston

2 Pistoni
2 Pistons
2 Pistones



Movimenti per ante
Wing movements
Compases para muebles

Componi il tuo codice:

In una tabella sono racchiuse tutte le caratteristiche costruttive: materiali, dimensioni, finiture, colori, numero di pezzi nella confezione. Abbiamo realizzato questa rappresentazione nell'ottica di realizzare l'ordine.

Ecco un esempio:

- Scelto l'articolo in funzione delle vostre necessità tecnico/estetiche
- Si scelgono le misure ottimali per la vostra applicazione
- Attacco destro o sinistro
- Colore del materiale
- Piedino

Quindi con queste esigenze, componiamo il codice:
ATO | 3063 | S | NIK | 00 |

- ATO = Asta con calamita
- 3063 = Articolo con relative dimensioni
- S = Sinistro
- NIK = Nichelato
- 00 = Piedino normale

Create your code:

All construction characteristics are indicated in a table: materials, dimensions, finishes, colours, number of pieces in the pack. We created this representation in order to rationalise the order.

Here's an example:

- Choose the article in function your technical/aesthetical nees
- The best measurements are chosen for yuor application
- Right and left attachment
- Colour of the material
- Foot

With these requirements, we compose the code:
ATO | 3063 | S | NIK | 00 |

- ATO = Pole with magnet
- 3063 = Article with related dimensions
- S = Left
- NIK = Nickel
- 00 = Normal foot

Cómo marcar el código para ordenar las subastas:

En una tabla hemos juntados todas las características de fabricación: materiales, tamaños, acabados, colores, número de piezas en el paquete. Hemos hecho esta representación con el fin de racionalizar el pedido.

Supongamos una orden:

- Elegido el elemento de acuerdo a sus necesidades técnicas / estéticas
- Se eligen las medidas óptimas para vuestra aplicación
- Ataque derecho u izquierdo
- Color del material
- Pie

Con estos datos, componemos el código:
ATO | 3063 | S | NIK | 00 |

- ATO = Varilla con imán
- 3063 = Artículo con su tamaño
- S = Izquierda
- NIK = Nickel
- 00 = Pie normal

Movimenti per ante
Wing movements
Compases para muebles

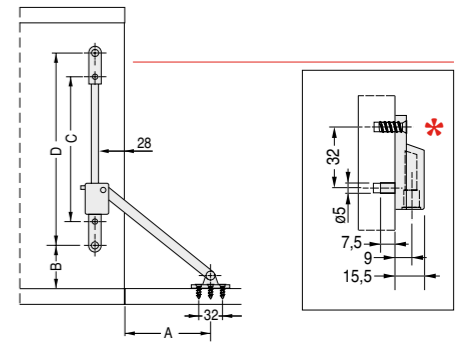
Series 2030



Acciaio nichelato
Nickel-plated steel
Acero niquelado

	A	B	C	D	DX	SX	MAR	Nylon BIA	NER	Norm 00	M6 M6	
2030	100	22	192	256			Marrone Brown Marron	Bianco White Blanco	Nero Black Negro			
2031	126	54	224	288								
2032	139	54	256	320								

- Per aumentare il freno, allentare la vite.
Loosen the screw, in order to increase the brake.
Para aumentar el freno, aflojar el tornillo.



25*

mm.ø6,2x14



Cod.	Acciaio	Steel	Acero	
VT00002500000	nichelato	nickel-plated	niquelado	50

Series 3050

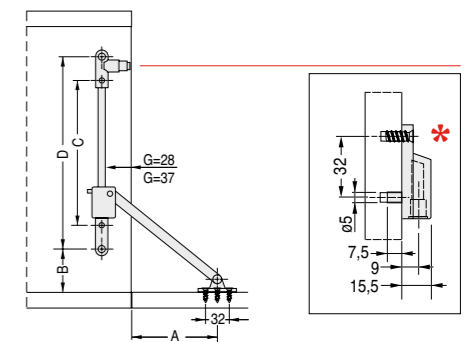


Acciaio nichelato
Nickel-plated steel
Acero niquelado

	A	B	C	D	DX	SX	MAR	Nylon BIA	NER	Norm 00	M6 M6	
3050	91	22	192	256			Marrone Brown Marron	Bianco White Blanco	Nero Black Negro			
3051	117	54	224	288								
3052	130	54	256	320								

G=37 mm

- Per aumentare il freno, allentare la vite.
Loosen the screw, in order to increase the brake.
Para aumentar el freno, aflojar el tornillo.



Movimenti per ante
Wing movements
Compases para muebles

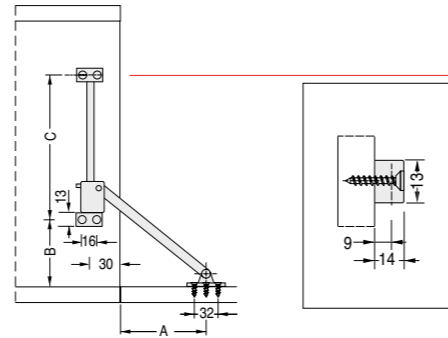
Series 3020

Acciaio nichelato
Nickel-plated steel
Acero niquelado



	A	B	C	D	S	MAR	Nylon		Norm 00	M6	
							BIA	NER			
				DX	SX	Marrone Brown Marron	Bianco White Blanco	Nero Black Negro			
3020	98	54	183								25
3021	124	86	215								25
3022	137	86	247								25

● Per aumentare il freno, allentare la vite.
Loosen the screw, in order to increase the brake.
Para aumentar el freno, aflojar el tornillo.



Movimenti per ante
Wing movements
Compases para muebles

Series 2070

Acciaio nichelato
Nickel-plated steel
Acero niquelado

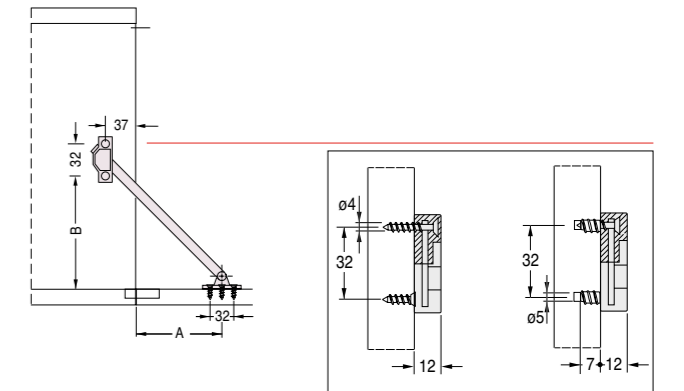


Nylon marrone
Brown nylon
Nylon marron

Nylon bianco
White nylon
Nylon blanco

Nylon nero
Black nylon
Nylon negro

	Nylon marrone Brown nylon Nylon marron	Nylon bianco White nylon Nylon blanco	Nylon nero Black nylon Nylon negro	
	Cod.	Cod.	Cod.	
2070 mm 150	AT002070MAR00	AT002070BIA00	AT002070NER00	50
2071 mm 200	AT002071MAR00	AT002071BIA00	AT002071NER00	50
2072 mm 250	AT002072MAR00	AT002072BIA00	AT002072NER00	50



	A mm	B mm
Art. 2070	54	90
Art. 2071	86	122
Art. 2072	118	154
Art. 2080	54	90
Art. 2081	86	122
Art. 2082	118	154

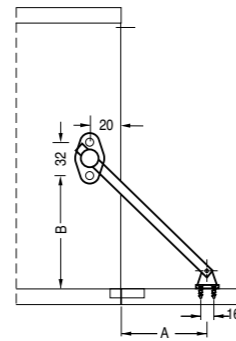
Movimenti per ante
Wing movements
Compases para muebles

Series 0510 Con freno - With brake - Con freno

Acciaio
Steel
Acero



	Acciaio zincocromato Zinc chromium-plated Acero zincocromado	Acciaio ottonato Brass-plated steel Acero latonado	Acciaio bronzato Bronze-plated steel Acero bronceado	
	Cod.	Cod.	Cod.	
0510 mm 150	AT000510AZC15	AT000510AOT15	AT000510ABR15	50
510 mm 200	AT000510AZC20	AT000510AOT20	AT000510ABR20	50
511 mm 250	AT000511AZC25	AT000511AOT25	AT000511ABR25	50



	A mm	B mm
Art. 0510	70	85
Art. 510	100	130
Art. 511	130	165

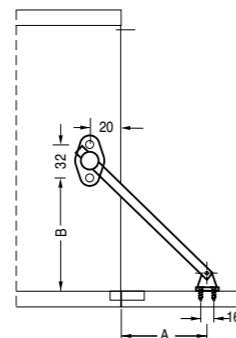
● Per aumentare il freno, allentare la vite.
Loosen the screw, in order to increase the brake.
Para aumentar el freno, aflojar el tornillo.

Series 524 Senza freno - Without brake - Sin freno

Acciaio
Steel
Acero



	Acciaio zincocromato Zinc chromium-plated Acero zincocromado	Acciaio ottonato Brass-plated steel Acero latonado	Acciaio bronzato Bronze-plated steel Acero bronceado	
	Cod.	Cod.	Cod.	
524 mm 150	AT000524AZC15	AT000524AOT15	AT000524ABR15	50
525 mm 200	AT000525AZC20	AT000525AOT20	AT000525ABR20	50
526 mm 250	AT000526AZC25	AT000526AOT25	AT000526ABR25	50



	A mm	B mm
Art. 524	70	85
Art. 525	100	130
Art. 526	130	165

Movimenti per ante
Wing movements
Compases para muebles

Series 2050

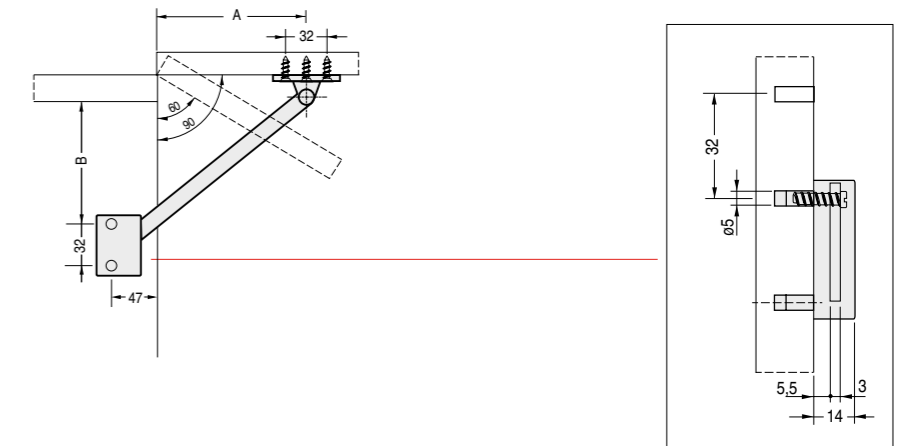
Acciaio nichelato
Nickel-plated steel
Acero niquelado

Nylon marrone
Brown nylon
Nylon marron

Nylon bianco
White nylon
Nylon blanco

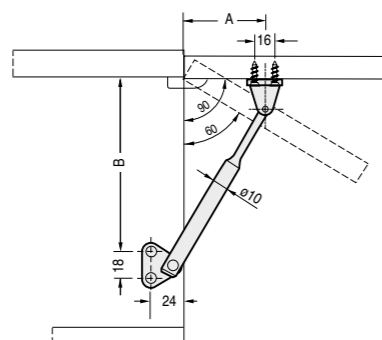
Nylon nero
Black nylon
Nylon negro

	Dx	Dx	Dx	
2050 mm 150	AT02050DMAR00	AT02050DBIA00	AT02050DNER00	25
2051 mm 200	AT02051DMAR00	AT02051DBIA00	AT02051DNER00	25
2052 mm 250	AT02052DMAR00	AT02052DBIA00	AT02052DNER00	25
	Sx	Sx	Sx	
2050 mm 150	AT02050SMAR00	AT02050SBIA00	AT02050SNER00	25
2051 mm 200	AT02051SMAR00	AT02051SBIA00	AT02051SNER00	25
2052 mm 250	AT02052SMAR00	AT02052SBIA00	AT02052SNER00	25



		A mm	B mm
Art. 2050 mm 150	60°	106	86
	90°	71	54
Art. 2051 mm 200	60°	150	150
	90°	110	86
Art. 2052 mm 250	60°	194	182
	90°	150	118

Movimenti per ante
Wing movements
Compases para muebles



			A mm	B mm
Art. 0506	mm 150		85	155
			50	120
Art. 506	mm 200		115	235
			70	190
Art. 507	mm 250		150	300
			85	245

0506
mm.150

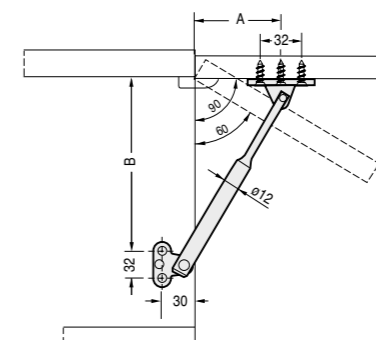
Cod.				
BT000506OTT15	Ottone	Brass	Latón	50
BT000506ONI15	Ottone nichelato	Nickel-plated brass	Latón niquelado	50
BT000506AZC15	Acciaio zincocromato	Zinc chromiumplated steel	Acero zincocromado	50
BT000506ABR15	Acciaio bronzato	Bronze-plated steel	Acero bronceado	50

506
mm.200

507
mm.250

Cod.				
BT000506OTT20 BT000507OTT25	Ottone	Brass	Latón	50
BT000506ONI20 BT000507ONI25	Ottone nichelato	Nickel-plated brass	Latón niquelado	50
BT000506AZC20 BT000507AZC25	Acciaio zincocromato	Zinc chromiumplated steel	Acero zincocromado	50
BT000506ABR20 BT000507ABR25	Acciaio bronzato	Bronze-plated steel	Acero bronceado	50

Movimenti per ante
Wing movements
Compases para muebles



	A mm	B mm
	130	280
	90	225

509
mm.250

Cod.				
BT000509OTT25	Ottone	Brass	Latón	25
BT000509ONI25	Ottone nichelato	Nickel-plated brass	Latón niquelado	25
BT000509AZC25	Acciaio zincocromato	Zinc chromiumplated steel	Acero zincocromado	25
BT000509ABR25	Acciaio bronzato	Bronze-plated steel	Acero bronceado	25

Giunzioni e bussole
Joints and bushes
Juntas y bujes

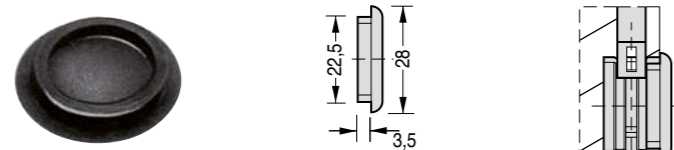
Acciaio zincocromato - Zinc chromium-plated steel - Acero zincocromado

500

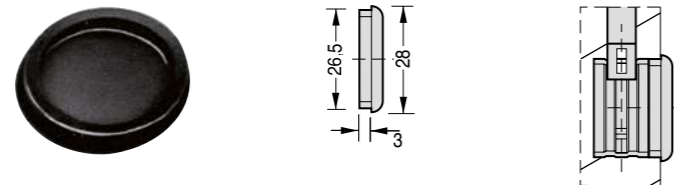


Eccentrico - Eccentric - Excentrica		Perni - Pins - Pernos			
10,5	14,5	ø 7,5x21	ø 7,5x32	ø 7,5x80	100
AM00500E00010	AM00500E00014	AM00500P00021	AM00500P00032	AM00500P00080	
Coperchio normale - Cap normal - Tapon normal		Foro legno - Wooden hole - Tapon corte madera			
AM00500CMARNO		AM00500CMARFL nylon marrone brown marron			100
AM00500CNERNO		AM00500CNERFL nero black negro			100
AM00500CBIANO		AM00500CBIAFL bianco white blanco			100

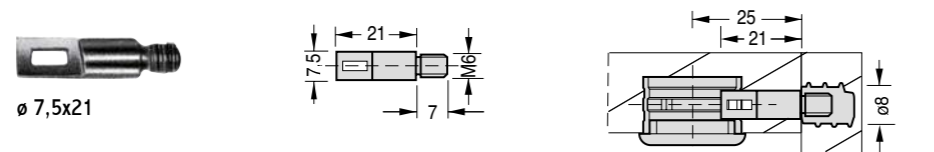
Coperchio normale - Cap normal - Tapon normal



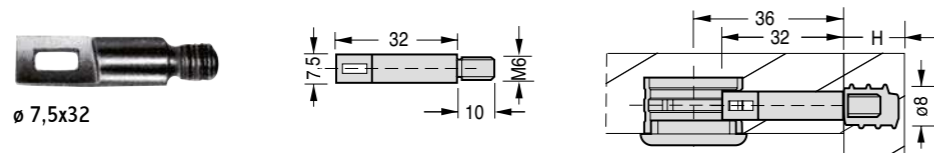
Coperchio foro legno - Cap for wooden hole - Agujero madera



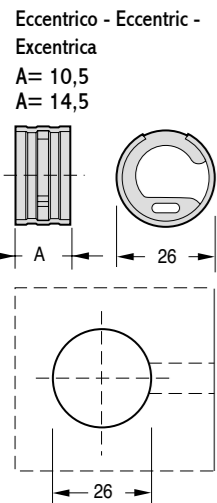
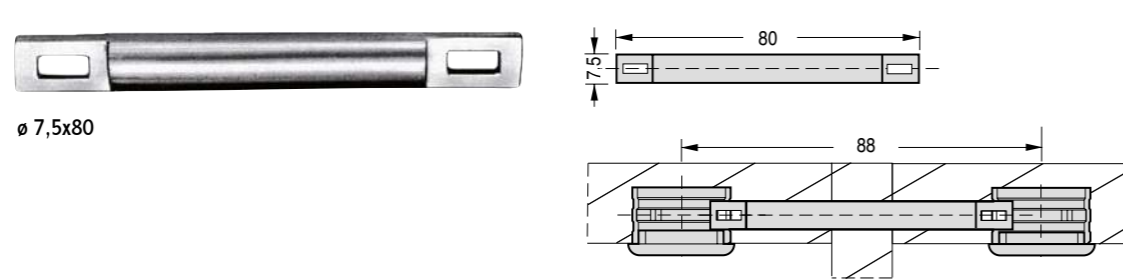
Perno - Pin - Perno



Perno - Pin - Perno

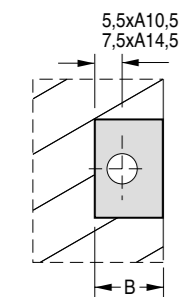


Perno - Pin - Perno

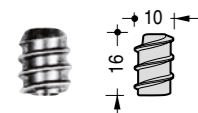


Eccentrico - Eccentric - Excentrica
A= 10,5
A= 14,5

Coperchio normale
Cap normal
Tapon normal
A= 10,5 B=11
A= 14,5 B=15

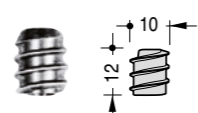


7
mm.ø10xh16
M6



Ottone
Brass
Laton
AM000007OTT00 100

9
mm.ø10xh12
M6



Ottone
Brass
Laton
AM000009OTT00 100

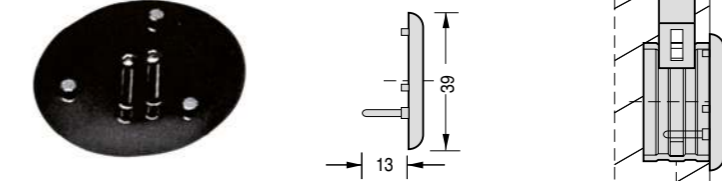
Giunzioni e bussole
Joints and bushes
Juntas y bujes

505

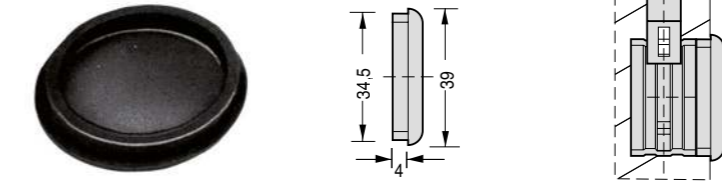


Eccentrico - Eccentric - Excentrica		Perni - Pins - Pernos			
13,5	16,5	ø 10x32	ø 10x55	ø 10x92	100
AM00505E00013	AM00505E00016	AM00505P00032	AM00505P00055	AM00505P00092	
Coperchio normale - Cap normal - Tapon normal		Foro legno - Wooden hole - Tapon corte madera			
AM00505CMARNO		AM00505CMARFL nylon marrone brown marron			100
AM00505CNERNO		AM00505CNERFL nero black negro			100
AM00505CBIANO		AM00505CBIAFL bianco white blanco			100

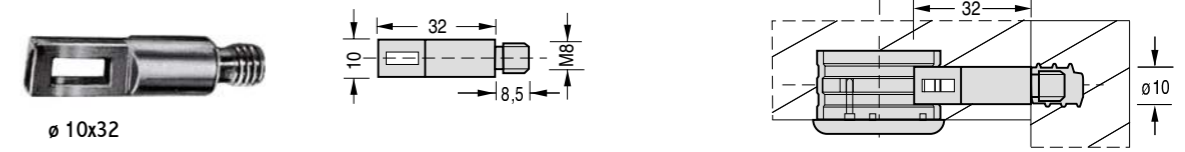
Coperchio normale - Cap normal - Tapon normal



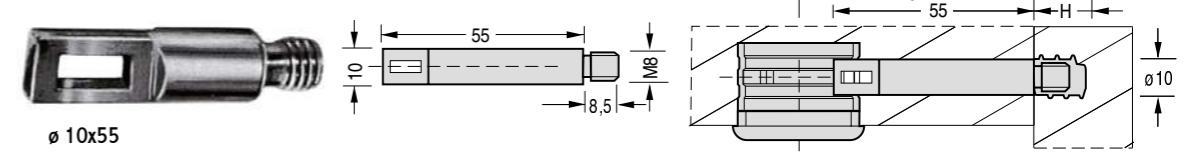
Coperchio foro legno - Cap for wooden hole - Agujero madera



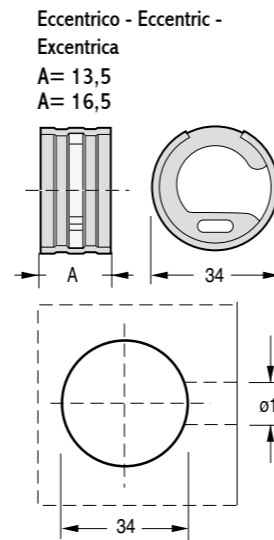
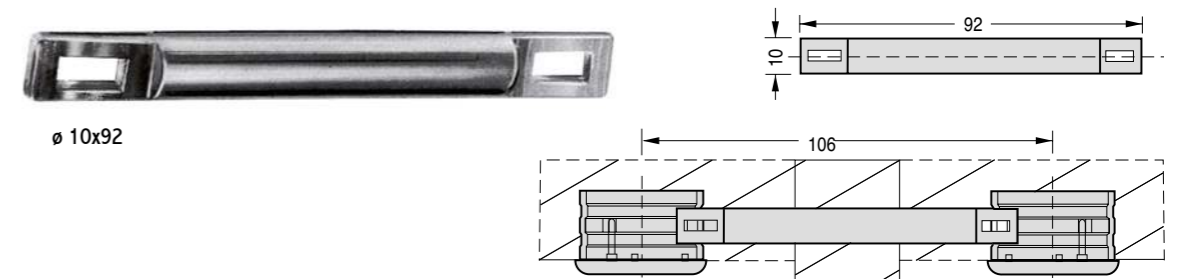
Perno - Pin - Perno



Perno - Pin - Perno

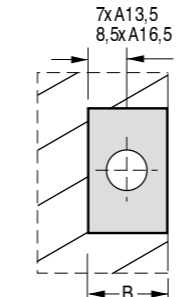


Perno - Pin - Perno

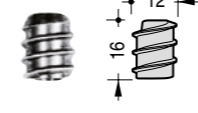


Eccentrico - Eccentric - Excentrica
A= 13,5
A= 16,5

Coperchio normale
Cap normal
Tapon normal
A= 13,5 B=14
A= 16,5 B=17

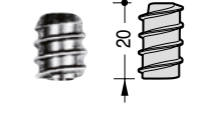


16
mm.ø12xh16
M6



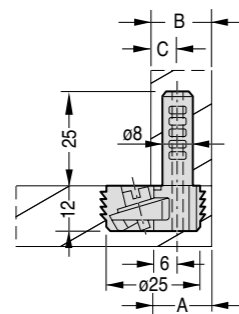
Ottone
Brass
Laton
AM000016OTT00 100

17
mm.ø12xh20
M6



Ottone
Brass
Laton
AM000017OTT00 100

2100

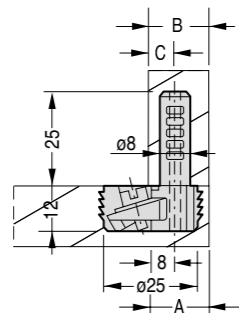


$$A=B-C+6$$

$$C= \text{max } 7 \text{ mm}$$

Cod.	Nylon	Nylon	Nylon	
AM002100MAR00	marrone	brown	marron	500
AM002100NER00	nero	black	negro	500
AM002100BIA00	bianco	white	blanco	500

2105

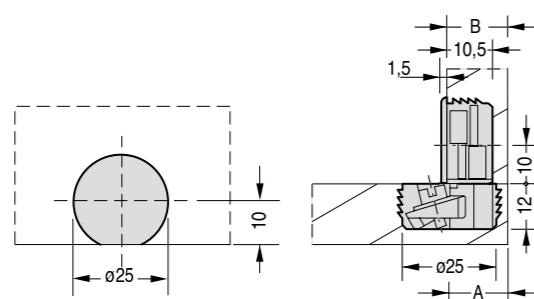


$$A=B-C+8$$

$$C= \text{max } 9 \text{ mm}$$

Cod.	Nylon	Nylon	Nylon	
AM002105MAR00	marrone	brown	brown	500
AM002105NER00	nero	black	black	500
AM002105BIA00	bianco	white	white	500

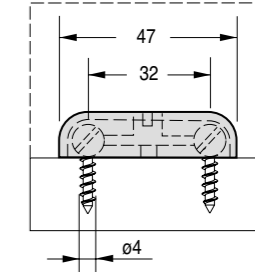
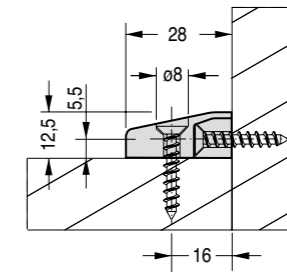
2110



$$A=B+1,5$$

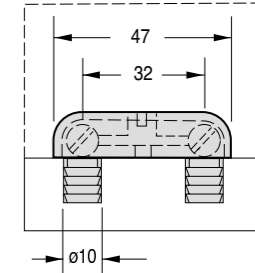
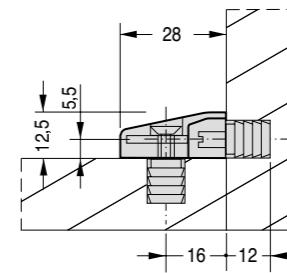
Cod.	Nylon	Nylon	Nylon	
AM002110MAR00	marrone	brown	brown	250
AM002110NER00	nero	black	black	250
AM002110BIA00	bianco	white	white	250

2120



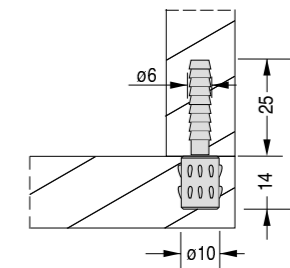
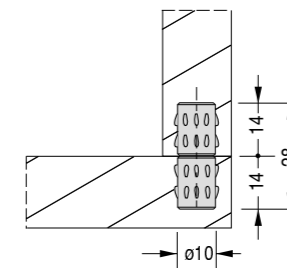
Cod.	Nylon	Nylon	Nylon	
AM002120MAR00	marrone	brown	brown	250
AM002120NER00	nero	black	black	250
AM002120BIA00	bianco	white	white	250

2125



Cod.	Nylon	Nylon	Nylon	
AM002125MAR00	marrone	brown	brown	200
AM002125NER00	nero	black	black	200
AM002125BIA00	bianco	white	white	200

100



101




Cod.	Acciaio zincocromato	Steel and zinc alloy	Acier et zamac	
AM00010000000	nylon neutro	neutral nylon	nylon neutre	500
AM00010100000	nylon neutro	neutral nylon	nylon neutre	500

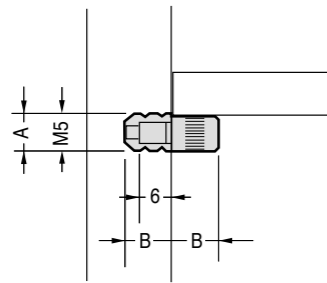
211-213



212-214




	Ottone Brass Laton	Ottone nichelato Nickel-plated brass Laton niquelado	Ottone bronzato Bronze-plated brass Laton bronceado	
	Cod.	Cod.	Cod.	
211 mm A=7 mm B=9	RE000211OTT00	RE000211ONI00	RE000211OBR00	1000
213 mm A=7 mm B=9	RE000213OTT00	RE000213ONI00	RE000213OBR00	1000
212 mm A=7 mm B=9	RE000212OTT00	RE000212ONI00	RE000212OBR00	1000
214 mm A=8 mm B=10	RE000214OTT00	RE000214ONI00	RE000214OBR00	1000



Acciaio zincocromato
Zinc chromium-plated steel
Acero zincocromado

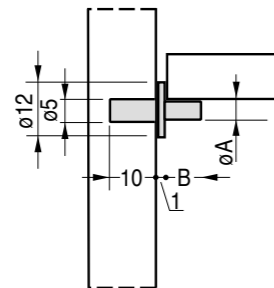
Acciaio bronzato
Bronze-plated steel
Acero bronceado

Cod. 

200-300




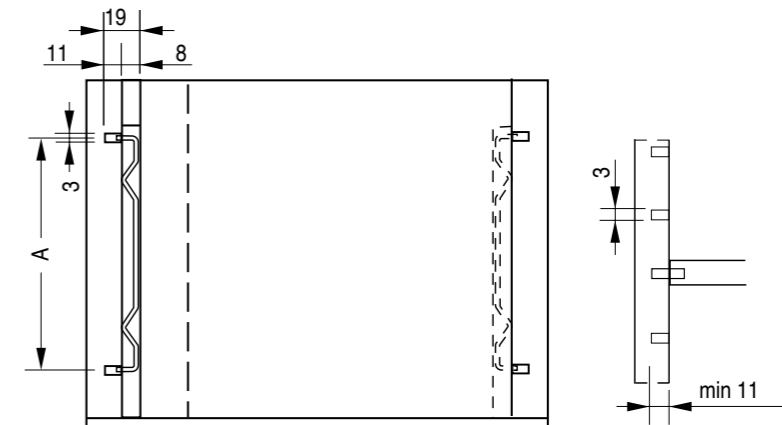
200 \varnothing mm A=4 \varnothing mm B=8	RE000200AZC00	RE000200ABR00	1000
300 \varnothing mm A=5 \varnothing mm B=10	RE000300AZC00	RE000300ABR00	1000



631



	Acciaio zincocromato Zinc chromium-plated steel Acero zincocromado	
	Cod.	
631 mm A=64	RE00063100000	1000
632 mm A=96	RE00063200000	1000
633 mm A=128	RE00063300000	1000
634 mm A=160	RE00063400000	500
635 mm A=192	RE00063500000	500
636 mm A=224	RE00063600000	500
637 mm A=256	RE00063700000	500
638 mm A=288	RE00063800000	500
639 mm A=320	RE00063900000	500
640 mm A=352	RE00064000000	500
641 mm A=384	RE00064100000	500
642 mm A=416	RE00064200000	500



Finiture cerniere per mobile
Furniture hinge finishes
Acabados de bisagras para muebles



BRO
Bronzato
Bronze-plated
Bronce oscuro



NIK
Nickelato
Nickel-plated
Niquelado



OTT
Ottonato
Brass-plated
Laton



NER
Nero
Black
Negro



MAR
Marrone
Brown
Marron



BIA
Bianco
White
Blanco



CEAM AMADEO S.P.A.
22072 Cermenate - Como - Italy
Via Dante Alighieri, 5
Tel. +39 - 031 771316
Fax +39 - 031 772911

Carico e scarico merce
Loading unloading goods
22072 Cermenate - Como - Italy
Via Montesordo, 15

www.ceamitalia.it
ceamitalia@ceamitalia.it



See our Youtube channel